



HIGHER EDUCATION: TRANSFORMING OKLAHOMA

Chancellor Glen D. Johnson
December 8, 2015



2016 Public Agenda Goals



- **Increase the number of college graduates**
 - **Enhance access and improve the quality of public higher education**
 - **Better prepare students to meet the challenges of a global economy**

2016 Legislative Agenda



- **Complete College America**
- **Maintain Current Law Regarding Weapons on Campus**
- **Preserve Oklahoma's Promise**
- **Budget for FY17**

JOB OPENINGS BY OCCUPATION AND EDUCATION LEVEL (IN THOUSANDS)

OCCUPATION	Less than high school	High school diploma	Some college/ no degree	Associate's degree	Bachelor's degree	Master's degree or better
Managerial and Professional Office	3	19	27	10	40	16
STEM	1	2	5	2	9	3
Social Sciences	0	0	0	0	1	1
Community Services and Arts						
Education						
Healthcare Professional and Technical						
Healthcare Support						
Food and Personal Services						
Sales and Office Support	8	51	57	15	31	5
Blue Collar	24	69	36	10	10	1
TOTAL	58	193	170	62	135	51

67% of all jobs created in Oklahoma by 2020 will require some college, a long-term certificate or a college degree.

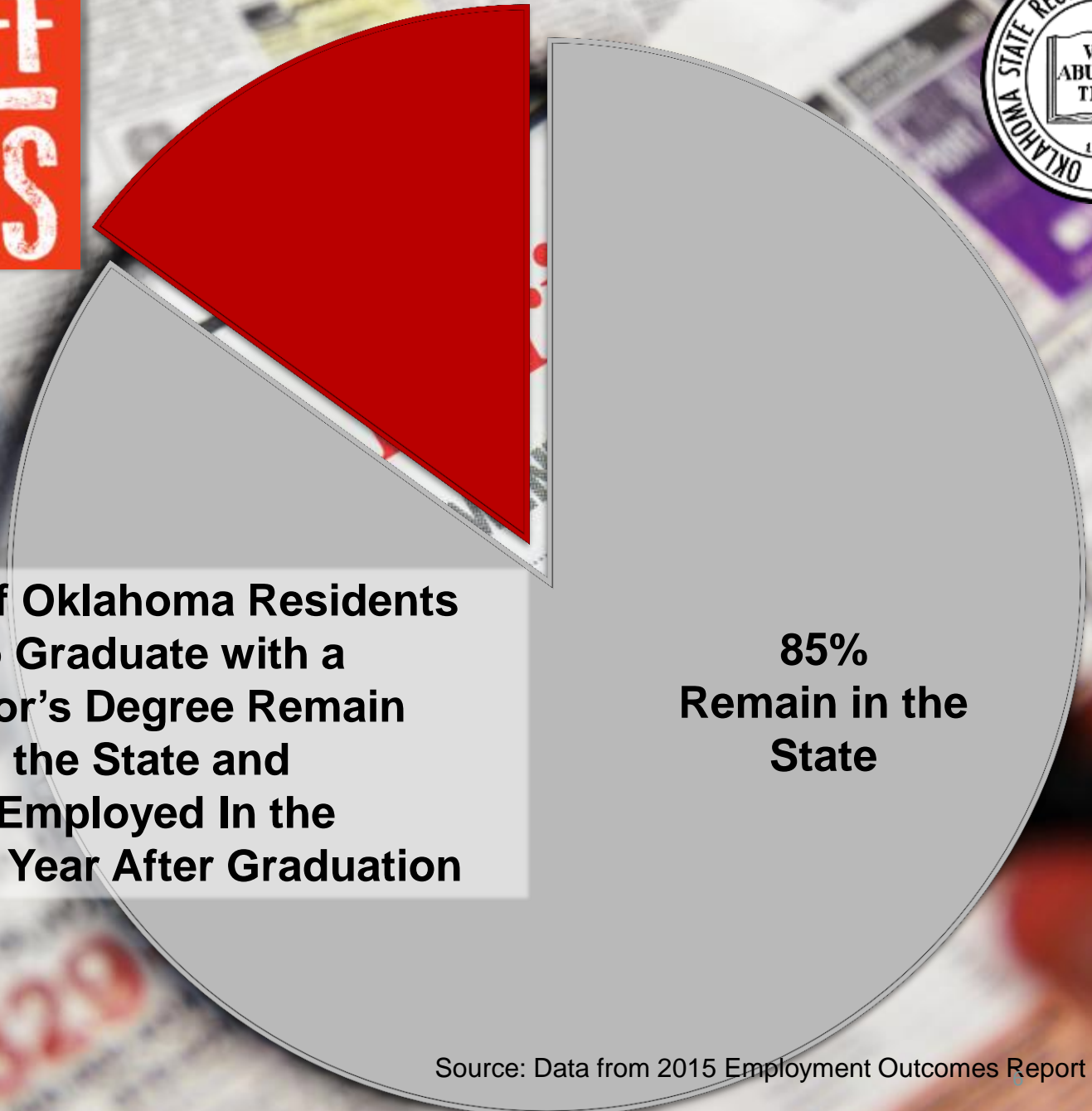
37% of all jobs created in Oklahoma by 2020 will require an associate's degree, bachelor's degree or higher.

Building Oklahoma's Workforce.

Oklahoma Works brings all of our state's workforce resources together, connecting employers, employees and job-seekers to information and programs that help build Oklahoma's workforce.



[LEARN MORE](#)



**Percent of Oklahoma Residents
Who Graduate with a
Bachelor's Degree Remain
In the State and
are Employed In the
State One Year After Graduation**

**85%
Remain in the
State**

SYSTEM OVERVIEW



Link Academic Programs to the needs of Business

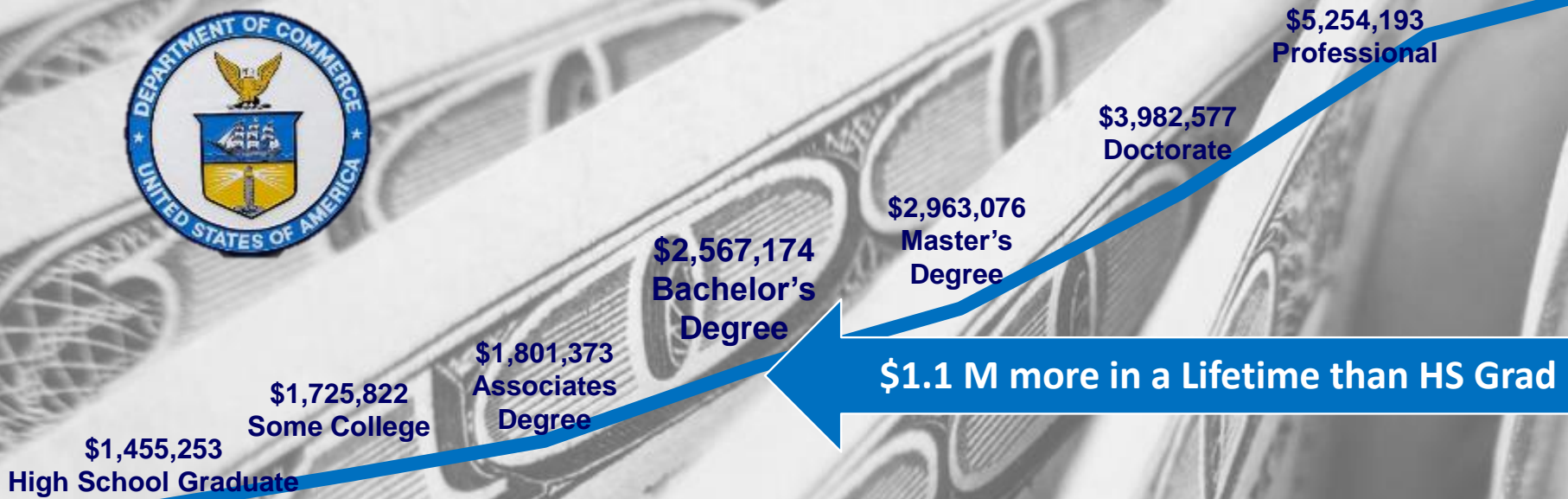
- **Healthcare, Allied Health and Nursing**
- **Engineering**
- **Business**
- **Aviation and Aerospace**
- **Wind Turbine Technology**
- **Geospatial Technologies**
- **Telecommunications**
- **Data Science and Analytics**

HIGHER EDUCATION VALUE



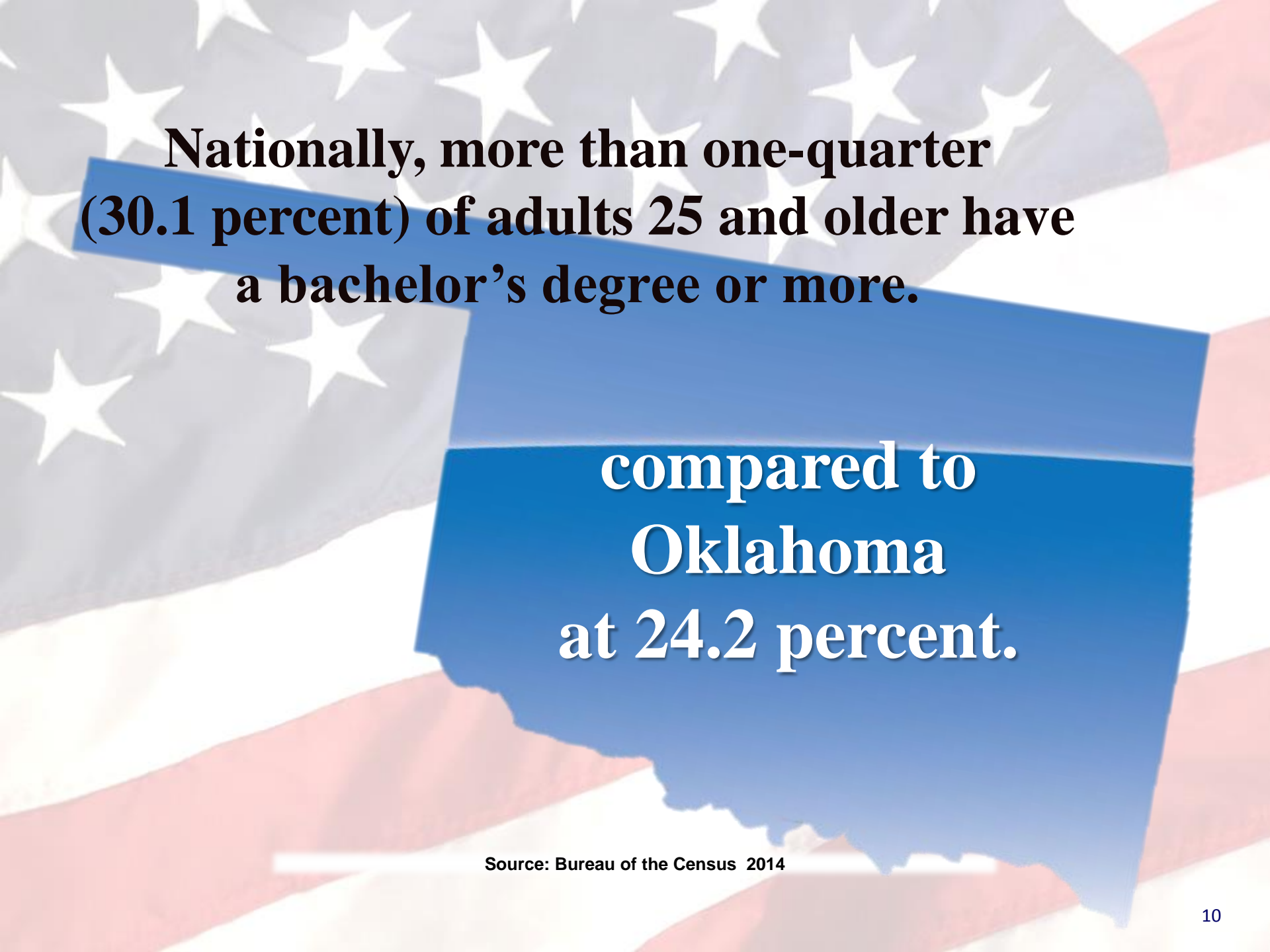
2014 Median U.S. Earnings by Educational Attainment (for workers age 25 and older)





Lifetime Earnings!

Source: U.S. Department of Commerce Economics and Statistics Administration – U.S. Census Bureau



**Nationally, more than one-quarter
(30.1 percent) of adults 25 and older have
a bachelor's degree or more.**

**compared to
Oklahoma
at 24.2 percent.**

Source: Bureau of the Census 2014

COMPLETE COLLEGE

A M E R I C A



“Over the Last Two Decades, the United States has declined in Degree Completion From 1st in the World to 16th in the World”

Organization for Economic Cooperation and Development

Korea Canada Japan Russia Ireland Norway New Zealand United Kingdom Australia Denmark Luxembourg France Israel Belgium Sweden USA

COMPLETE COLLEGE AMERICA

**Governor Mary Fallin and
Chancellor Glen D. Johnson**

Announce College Completion Plan on September 22, 2011
on the campus of the University of Central Oklahoma





COMPLETE COLLEGE
AMERICA
The Oklahoma Plan

**Focus On College
Readiness**

**Transform
Remediation**

**Strengthen Pathways to
College Degrees and
Certificates**

**Reward
Performance**

**Increase Adult
Degree Completion**

COMPLETE COLLEGE AMERICA

Complete College America recently announced that Oklahoma is one of eight states selected to participate in the first cohort of the National Scaling Co-requisite Initiative.

Oklahoma has also been selected as one of five states to work with the Charles A. Dana Center at the University of Texas at Austin as a part of the Mathematics Pathways to Completion project.

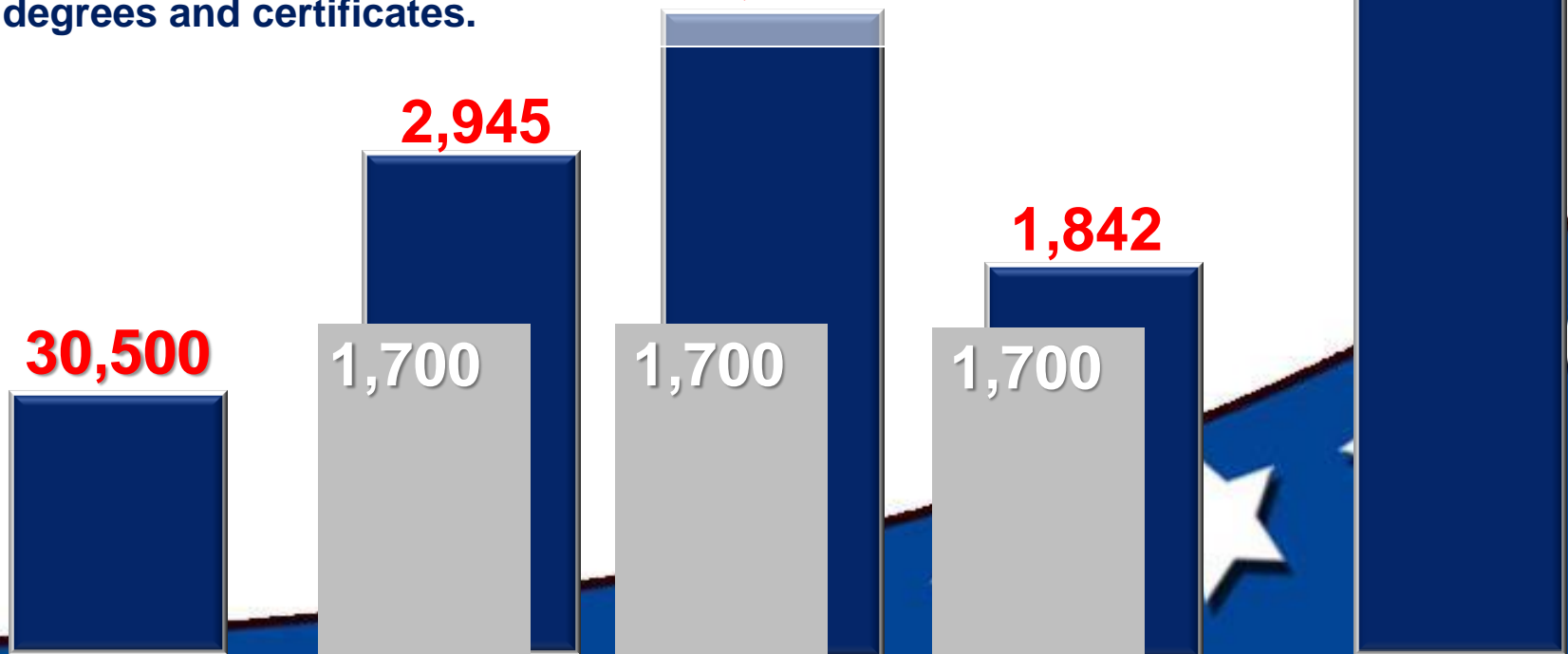
COMPLETE COLLEGE

AMERICA

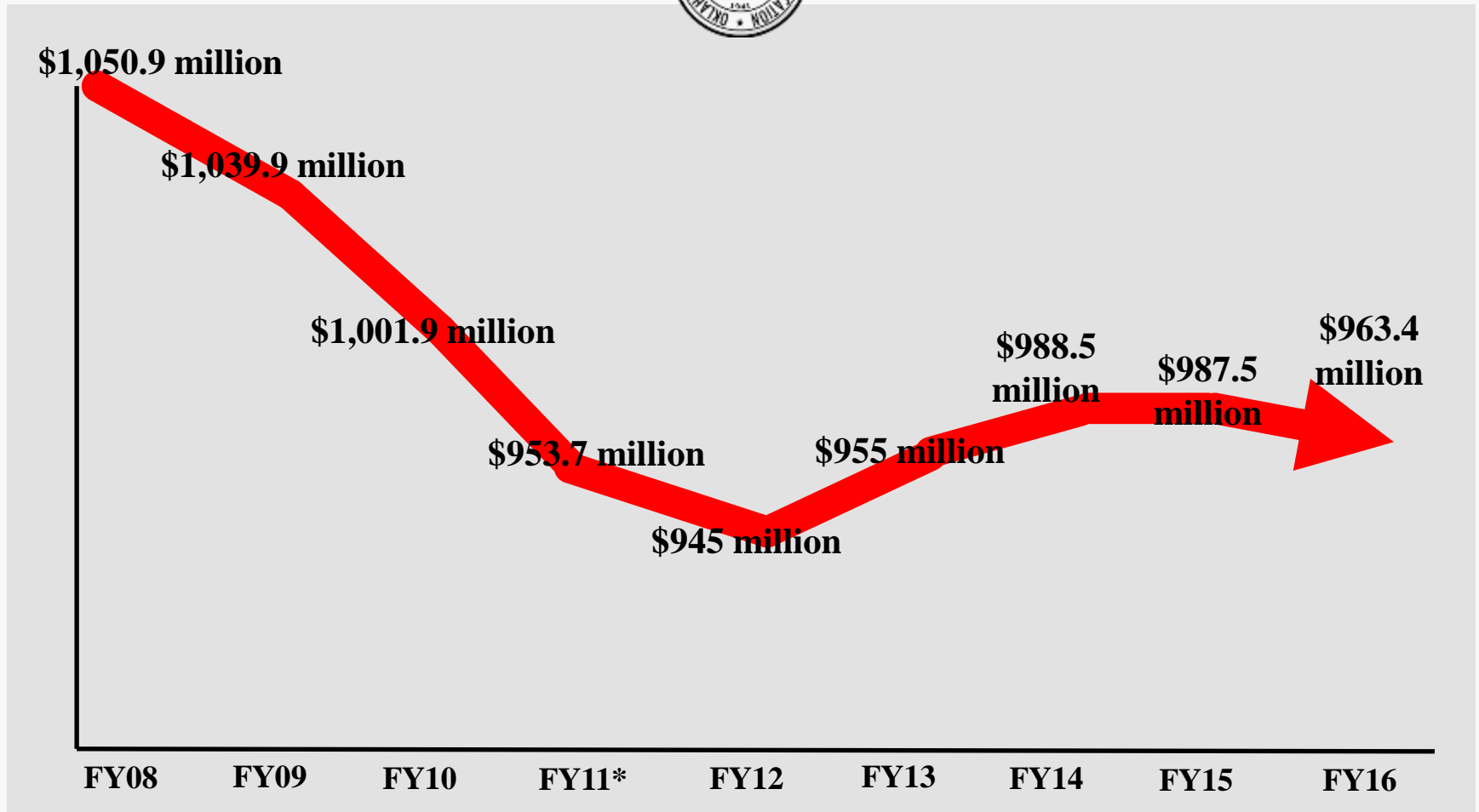
Year 1 - The number of degrees and certificates awarded exceeded the annual goal, increasing by 2,945 additional degrees and certificates.

Year 2 - The number of degrees and certificates awarded again exceeded the annual goal, increasing by 3,577 additional degrees and certificates.

Year 3 - The number of degrees and certificates awarded again exceeded the annual goal, increasing by 1,842 additional degrees and certificates.

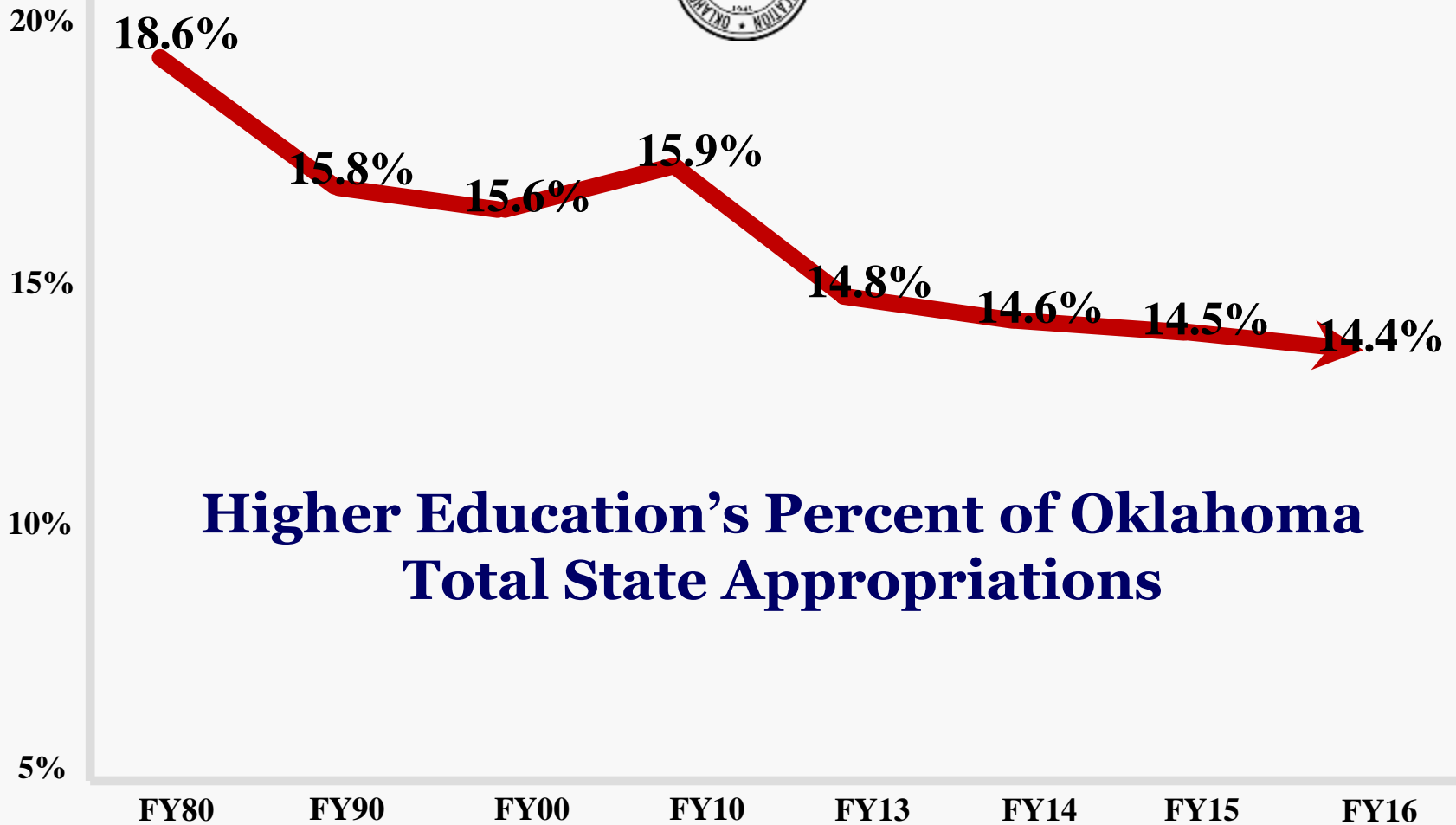


SYSTEM OVERVIEW



* FY11 Includes \$10 million supplement.

SYSTEM OVERVIEW

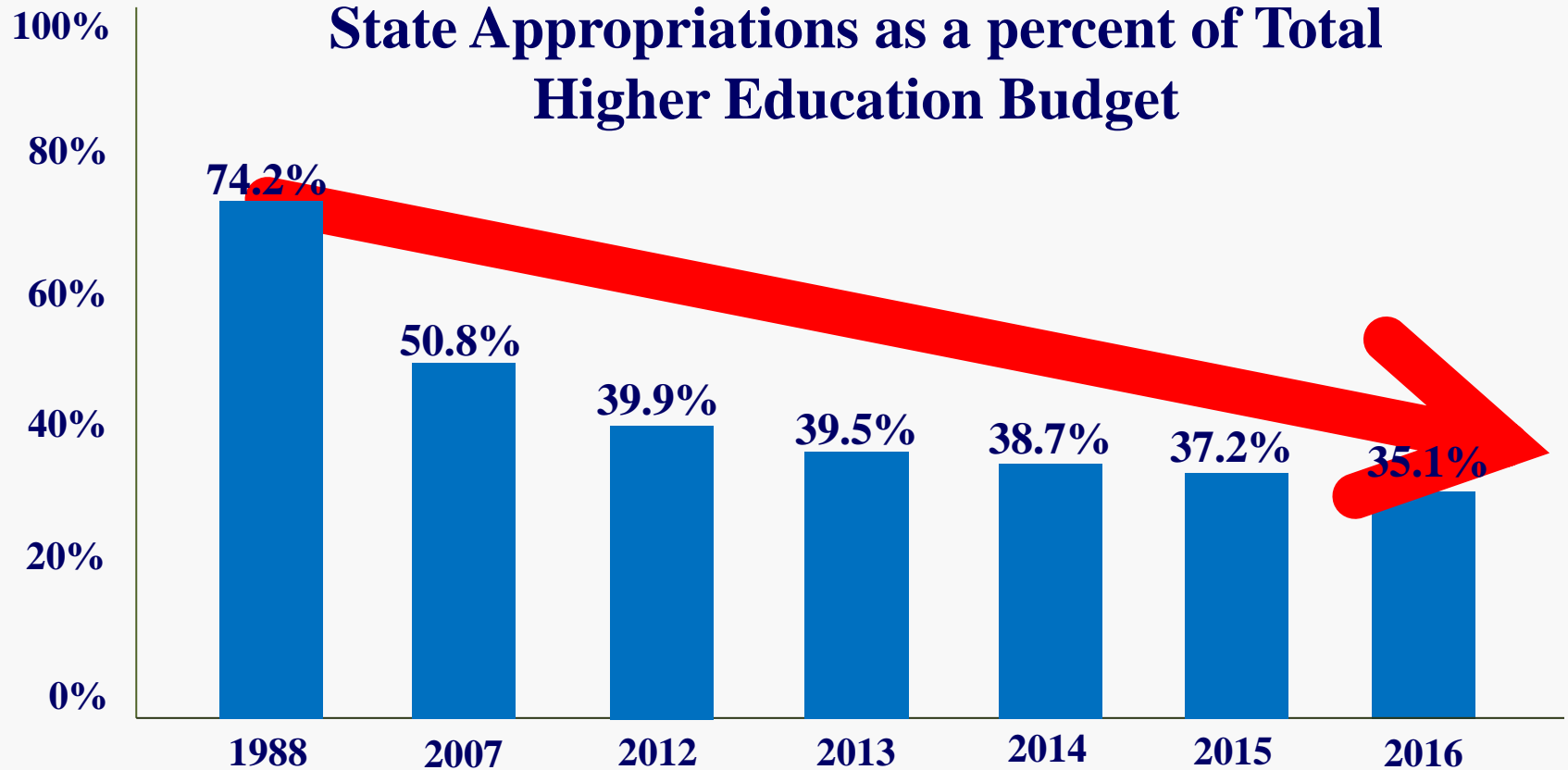


Higher Education's Percent of Oklahoma Total State Appropriations

SYSTEM OVERVIEW



State Appropriations as a percent of Total Higher Education Budget



SYSTEM OVERVIEW



Potential State Budget Reduction 2017

\$800 million

\$1 billion

\$?

2017 BUDGET REQUEST



FY 2016 Appropriation

\$963,412,106

FY2017 Budget Request

\$963,412,106

2017 BUDGET ADDENDUM



**FY 2017 Addendum Request –
Fixed Cost Needs for the State System** **\$ 22,000,556**

SYSTEM OVERVIEW



Efficiencies and Cost Saving

- **Joint Degree Programs between Institutions**
- **Reducing Scholarships**
- **Retirement Incentive Programs**
- **Sharing Faculty between Institutions**
- **Sports Team and Athletic Facility Reductions**
- **Travel Reductions**
- **Energy Savings**
- **Consolidation of Administrative Positions**

SYSTEM OVERVIEW



Purchasing Enhancements

- Migration to self-insurance
- Best-price contract sharing between institutions
- Multi-institutional health insurance coverage
- Participate in Risk Management Consortium
- Re-bidding of all service contracts
- Use of group and cooperative purchasing contracts
- Upgrade of IT servers, equipment, etc.
- Updating P-card program
- Implementation of electronic payables
- Cloud based purchasing and business management

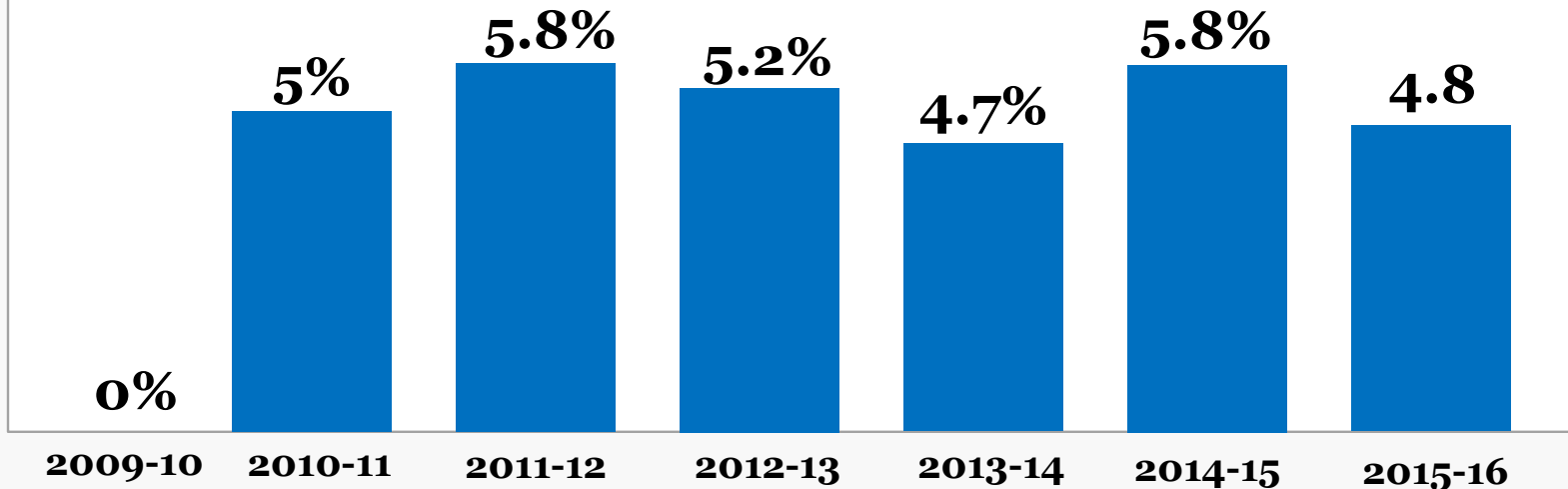
Personnel

- Retirement Incentive Program
- Deletion of faculty positions
- Deletion of dean positions
- Deletion of professional positions
- Deletion of classified positions
- Deletion/decrease in student employee positions
- Delay filling vacant positions
- Shared faculty between institutions
- Increase employee % of health insurance
- Discontinue employee dental insurance

TUITION TRENDS



Tuition and Mandatory Fee Increases from 2009 – 2015

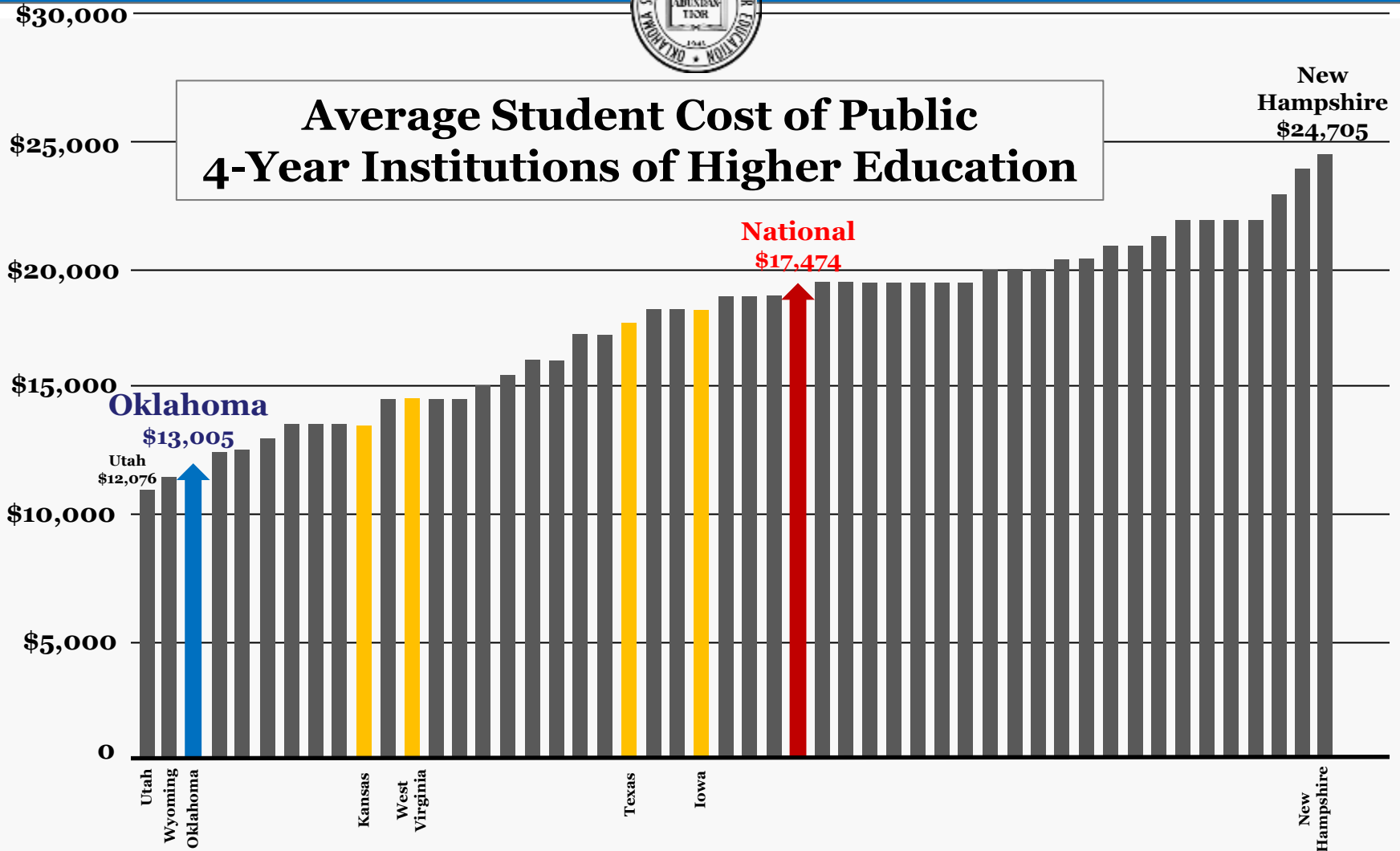


Average of 4.5%

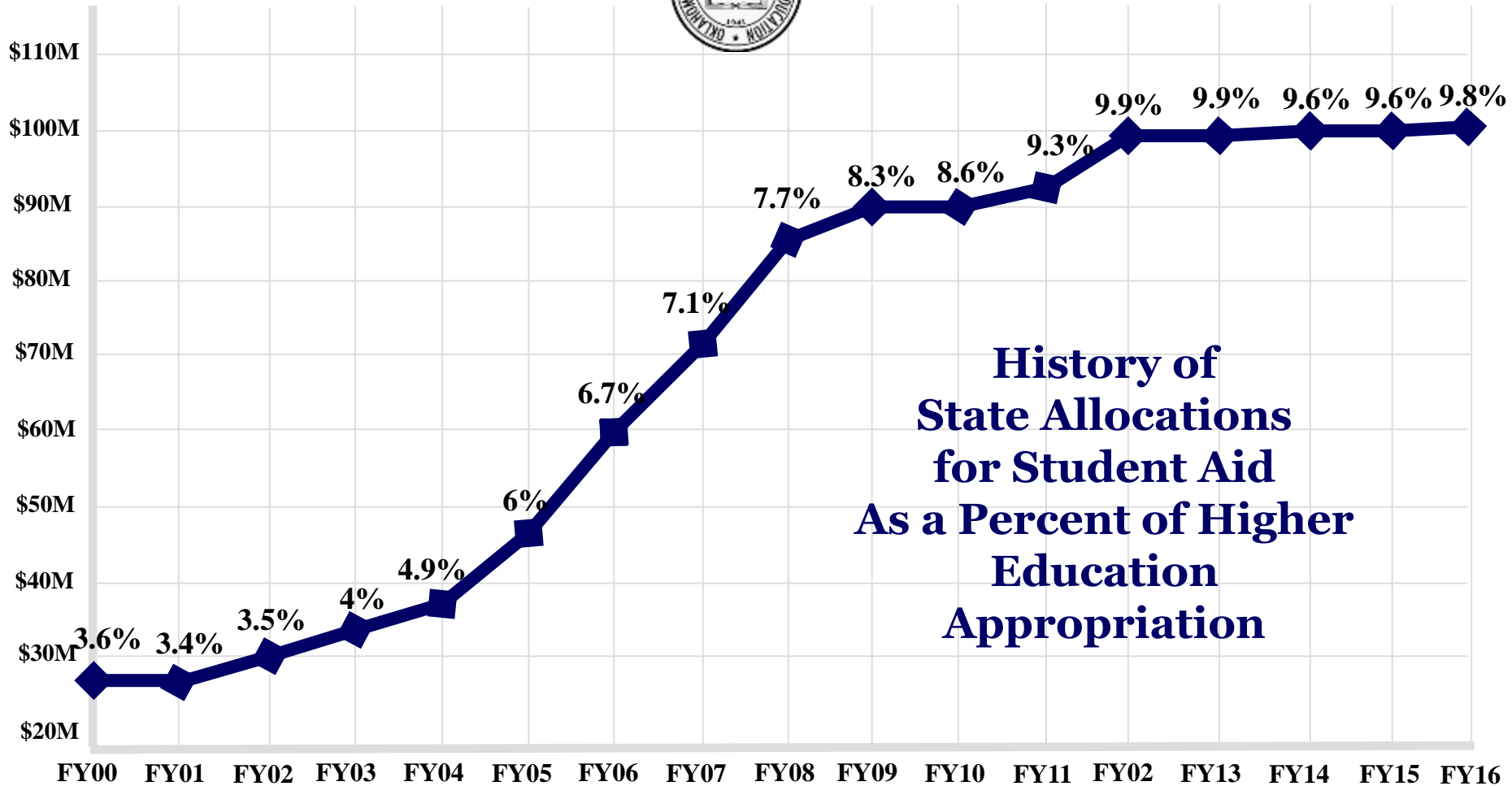
TUITION TRENDS



Average Student Cost of Public 4-Year Institutions of Higher Education



SYSTEM OVERVIEW



COMMISSION ON AFFORDABILITY

SREB

Southern Regional
Education Board

Wayne Andrews, *President, Morehead State University*

Alan Baker, *State Representative, Alabama*

Melanie Barton, *Executive Director, Education Oversight Committee*

Peter Blake, *Director, State Council of Higher Education for Virginia*

Glenn Boyce, *Commissioner of Higher Education, Mississippi*

Harry Brooks, *State Representative, Tennessee*

Julie Carullo, *South Carolina Commission on Higher Education*

Norman Conway, *Former State Delegate, Maryland*

Walter Dalton, *President, Isothermal Community College, North Carolina*

Krissy DeAlejandro, *Executive Director, Tennessee Achieves*

Russ Deaton, *Tennessee Higher Education Commission*

Lee Denney, State Representative, Oklahoma

Joyce Elliott, *State Senator, Arkansas*

Terry England, *State Representative, Georgia*

Gregory Fitch, *Alabama Commission on Higher Education*

Erik Fresen, *State Representative, Florida*

Herb Frierson, *State Representative, Mississippi*

James Halligan, State Senator, Oklahoma

Randy Hanna, *Former Chancellor, Florida College System, Florida*

Jack Hill, *State Senator, Georgia*

Paul Hill, *Chancellor, Higher Education Policy Commission, West Virginia*

Sheila Hixson, *State Delegate, Maryland*

TUITION TRENDS



**All other things being equal,
states with statewide higher education coordinating boards
have:**

- **40% lower total costs for higher education**
- **52% lower tuition costs per students**

**These are substantively large differences that indicate
coordinating boards are associated with
providing a quality affordable education.**



ENTERPRISING STATES 2015



**Oklahoma Ranks 5th in
College Affordability**

OKLAHOMA



The logo for STEM (Science, Technology, Engineering, and Math) is displayed. It consists of four colored squares above the word 'STEM' in large, bold, white letters. The squares contain the following icons: a red square with a white molecular structure, a blue square with a white circuit board and binary code, a purple square with a white geometric diagram, and a green square with the quadratic formula $x = \frac{-b \pm \sqrt{b^2 - 4ac}}{2a}$.

STEM

- Oklahoma is 16th in the nation in STEM Job Growth
- The number of STEM degrees and certificates conferred at state system colleges and universities reached a record high during the last academic year, with more than 6,000 students receiving degrees and certificates in the STEM fields.
- This progression represents a 28 percent increase in STEM degrees over the last five years.

HIGHER EDUCATION REPORTS



In 2015, 45 percent of Oklahoma graduates, graduated without any student loan debt.

Oklahoma's State System Schools are 30% below the national average in student debt.

2014 Average Student Debt
\$20,278 Oklahoma State System
\$23,430 Oklahoma
\$28,950 National

Two young women with long blonde hair, wearing black graduation caps and gowns, are smiling and holding their diplomas. They are standing in front of a blue backdrop.

The Best and Worst States for Recent Grads Since the Recession

Forbes lists Oklahoma as 2nd in the Nation. ...tuition increases have been marginal, household income has grown, and unemployment has remained low.

HIGHER EDUCATION REPORTS



**OETA and the University of Oklahoma Public Opinion
Learning Laboratory Survey
Higher Education ties with the Oklahoma National Guard as
the #1 Top Valued Service in Oklahoma.**

HIGHER EDUCATION REPORTS



- From 2000-2013, real earning in the US grew by \$1 Trillion among workers with at least some college.
- 93.1 percent of the earnings growth came from workers with at least a bachelor's degree

Source: Dr. Robert Dauffenbach, Center for Economic Management Research, University of Oklahoma



Earnings growth driven primarily by workers with college degree, University of Oklahoma researchers find

Usual mean weekly earnings
Full-time wage and salary workers by sex, race, and education
\$2,000

A new University of Oklahoma study released Friday has found that U.S. earnings growth in the United States has been primarily driven by workers with at least a bachelor's degree.

By Brianna Bailey

A new study from the University of Oklahoma released Friday has found that employment and earnings growth in the United States over the past 13 years has been almost exclusively driven by workers with at least a bachelor's degree.

The study found that from 2000 to 2013, real earnings in the United States grew by about \$1 trillion among workers with at least some college education, with about 93.1 percent of that earnings growth coming from workers with at least a bachelor's degree.


What really surprised me is how much more they are earning — the differences are dramatic and striking," said study author Robert Dauffenbach, associate dean and director for the Center for Economic Management Research at OU's Price College of Business.

From 2000 to 2013, real earnings fell by about \$250 billion for high school graduates and people without high school diplomas, resulting in a billion real earnings gain to the overall economy.

The study found that Oklahoma lags significantly behind the rest of the country in the percentage of adults with at least a bachelor's degree at 23.8 percent, compared with the national average of 28.6 percent.

The study calls for public policy makers to pay closer attention to the importance of higher education for economic development as states compete for jobs and employers, Dauffenbach said.

"I think the ability of states to have a college-educated, knowledge-based workforce is going to be one of the principal foci of economic development," Dauffenbach said.





HIGHER EDUCATION: TRANSFORMING OKLAHOMA

Chancellor Glen D. Johnson
December 8, 2015

