

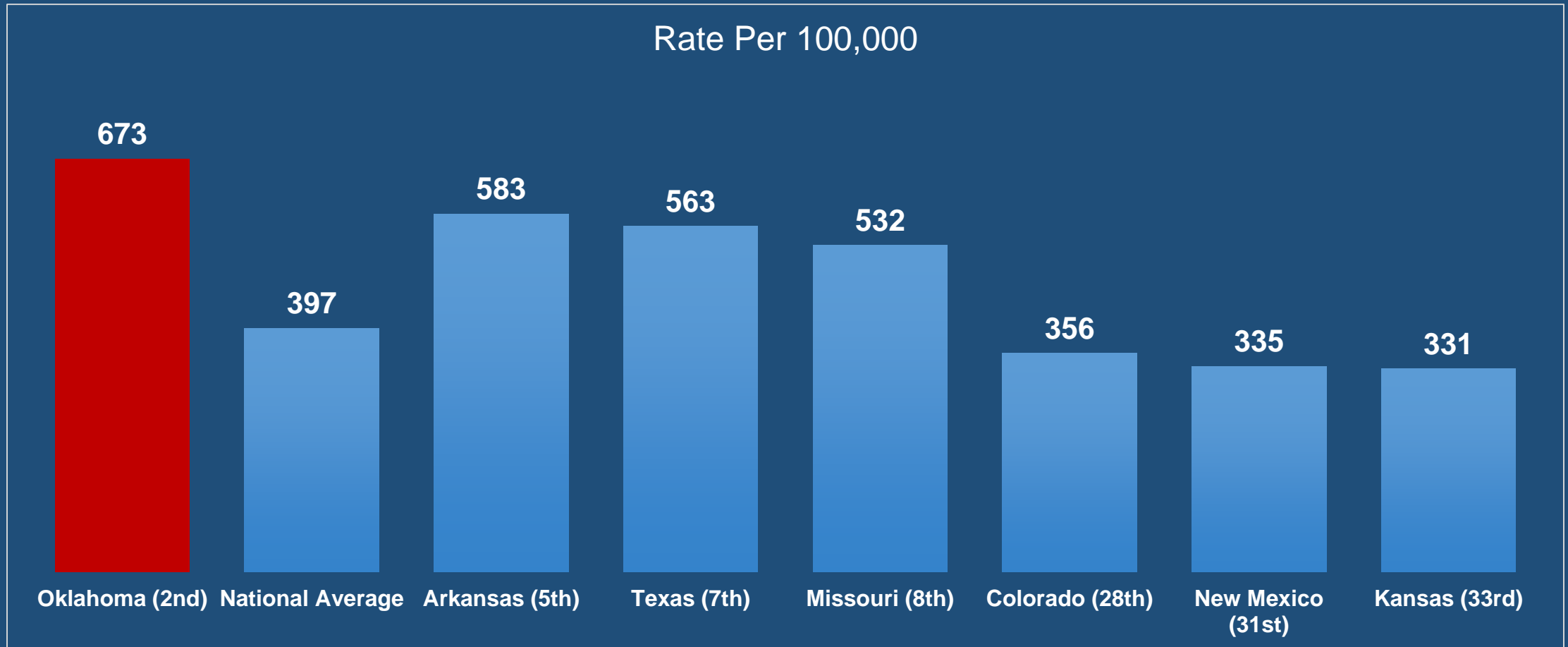
# Oklahoma Department of Corrections FY'19 Appropriations Request



House and Senate Budget Presentation  
January 16, 2018

# 2016 Incarceration Rates

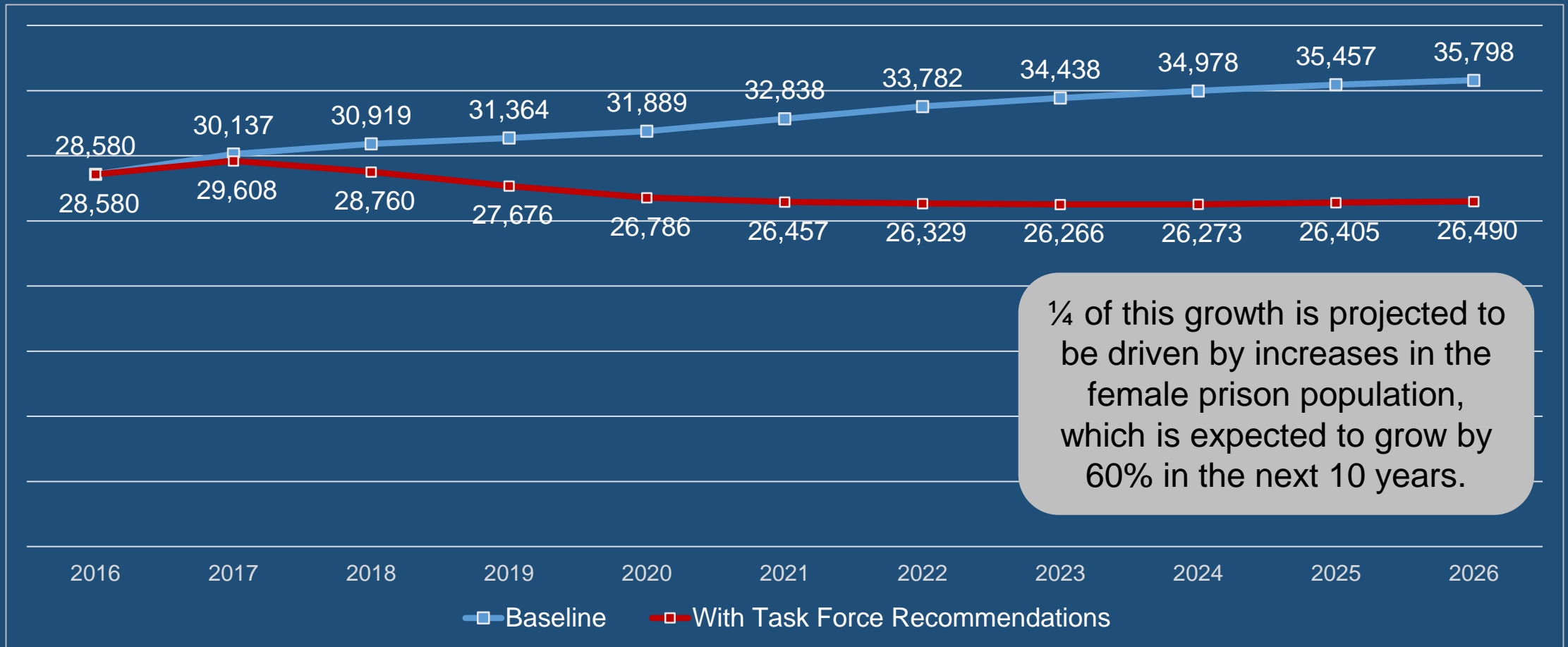
U.S. Bureau of Justice Statistics



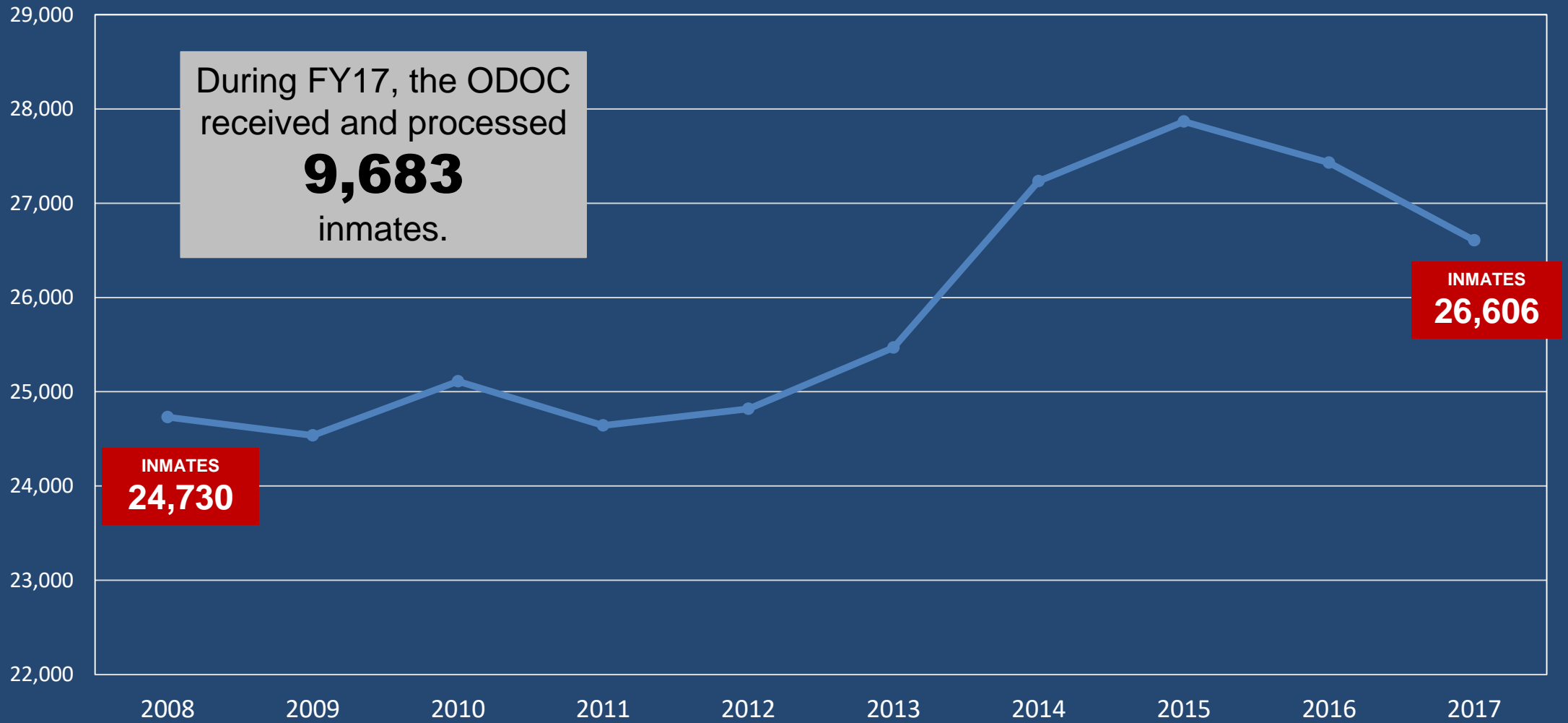
Oklahoma Department of Corrections

# Oklahoma Prison Population Projections

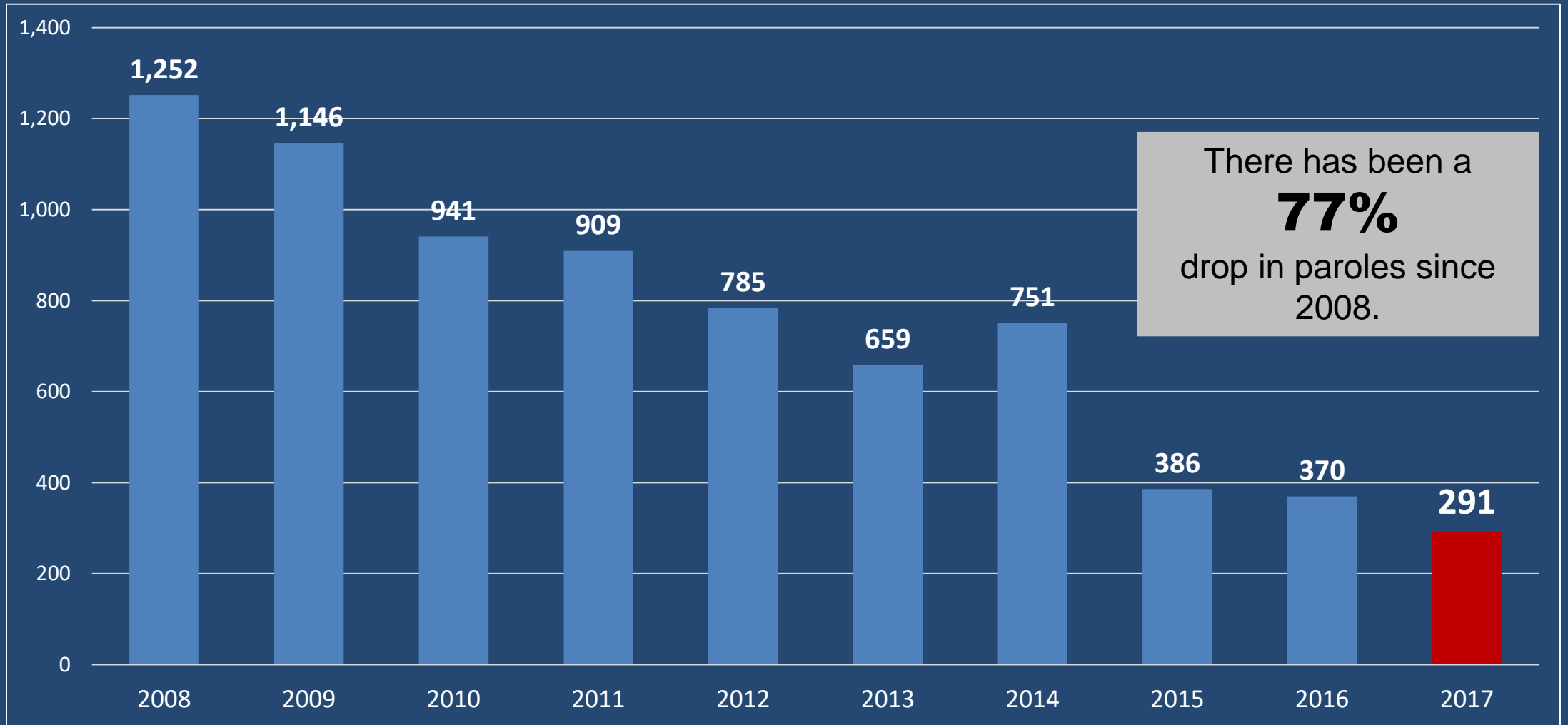
Crime and Justice Institute



# Incarcerated Inmates



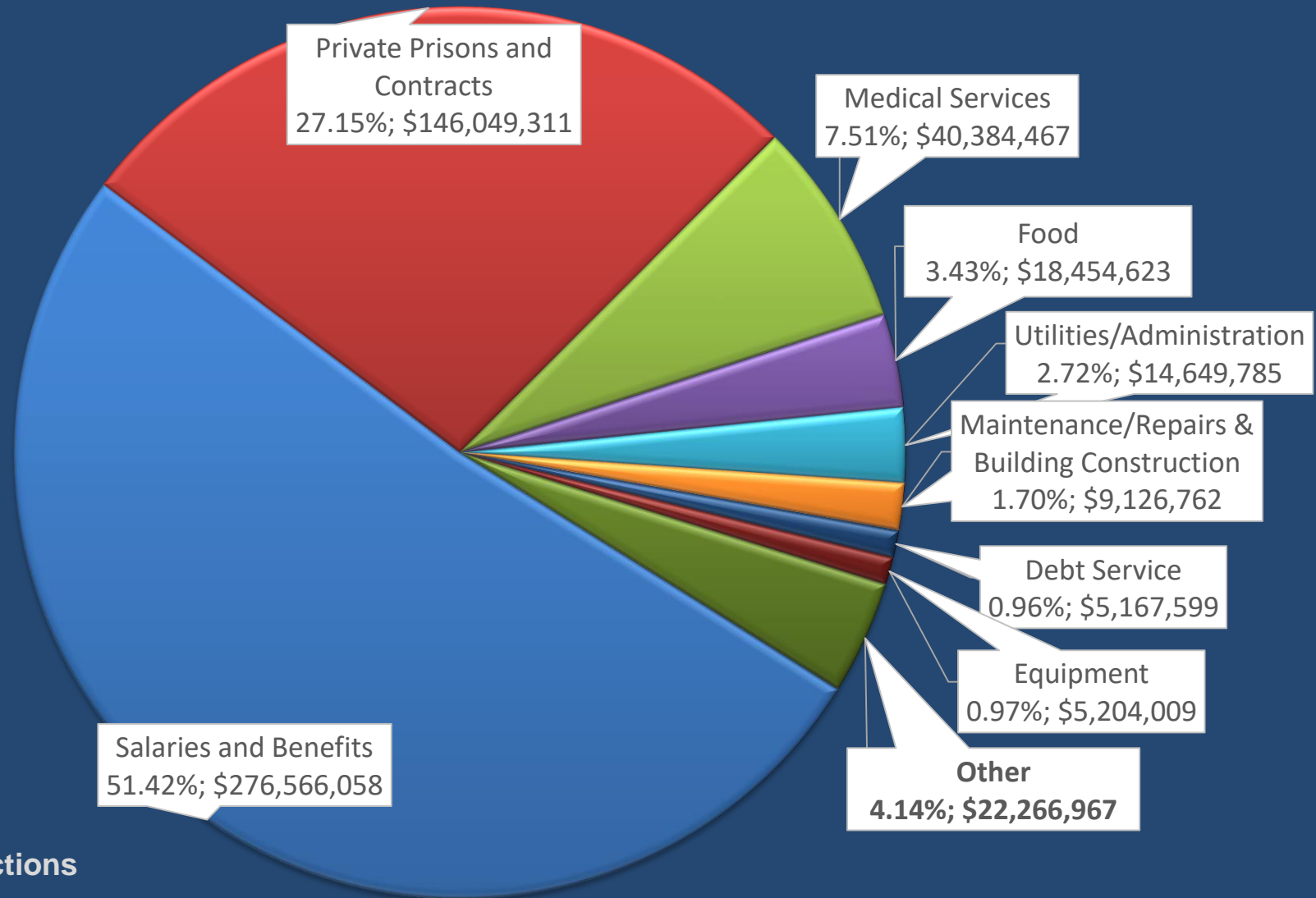
# Releases to Parole



# Fiscal Year 2017 Actual Expenditures

FY2017 Actual Expenditures

**\$537,869,570**



# Fiscal Year 2019 Request

---

Total Request  
**\$1,528,582,111**

An increase of  
**\$1,043,570,556**



# 5 Percent Salary Increase for Staff

---

Increase is needed to recruit and retain staff.

Request  
**\$10,153,457**  
(salary increase and benefits)

Many employees haven't received a raise in over 12 years.  
**5% will not solve the problem, it is only a start.**





# Salary Comparisons

---

**Starting Correctional  
Officer Salary  
Eight State Region  
\$15.28/hour**



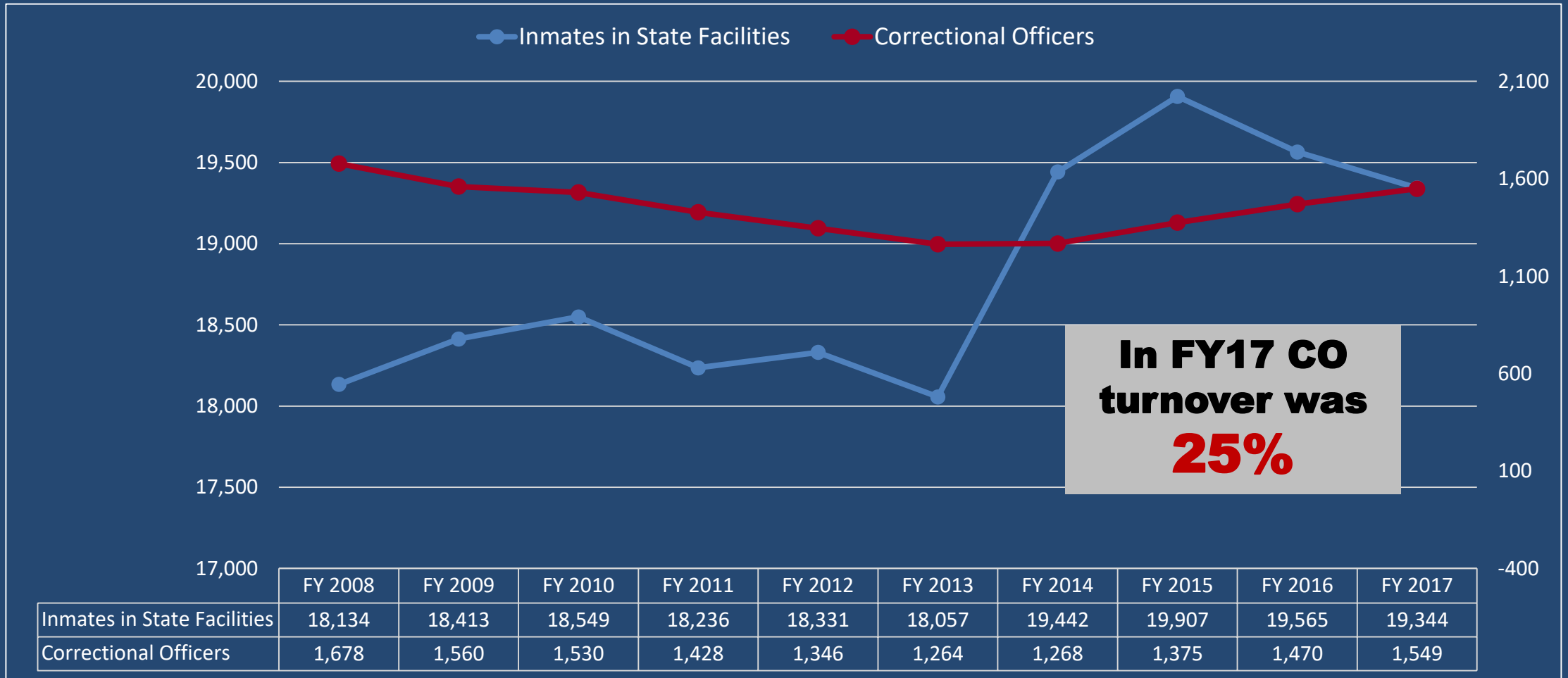
**Clerks start at  
\$13.35/hour.**

**Night clerks start  
at \$13.90/hour.**

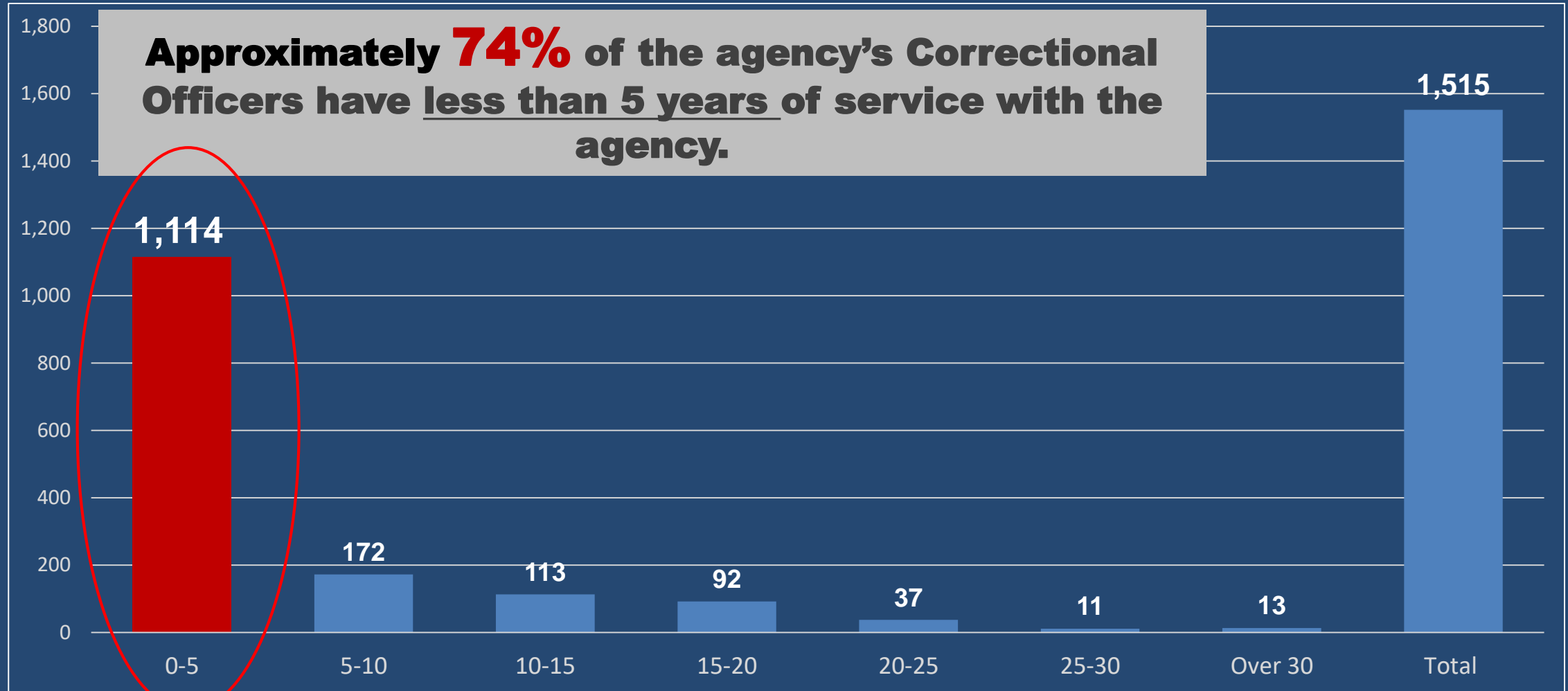
**Starting Oklahoma DOC  
Correctional Security Officer  
\$12.78/hour**



# Inmates in State Facilities vs. Filled CO Positions



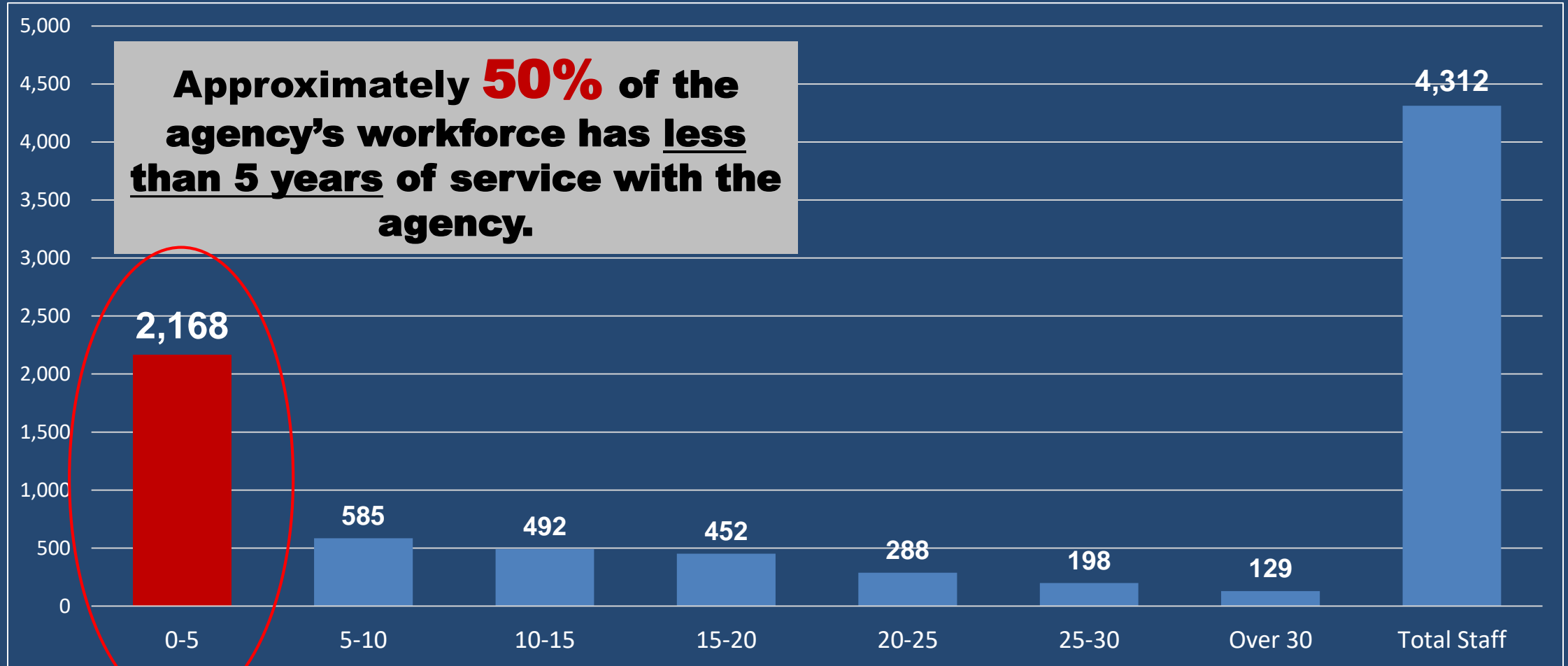
# Correctional Officers by Years of Service



\*Includes CSO I-IV's. As of 12/31/2017.



# Number of Staff by Years of Service



# Immediate Facility Needs

---

Electrical system upgrades/Fire alarm system upgrades/Generator repair/Roof replacements/Security fencing/Sewer line repair/Phone upgrades/Air conditioning repair and installation/Security cameras

Request  
**\$107,262,871**



# Needs By Facility

Facility	Amount
Bill Johnson Correctional Center	\$1,303,036
Dick Connor Correctional Center	\$11,334,572
Eddie Warrior Correctional Center	\$5,777,232
Howard McLeod Correctional Center	\$600,000
James Crabtree Correctional Center	\$6,180,300
Jess Dunn Correctional Center	\$1,541,850
Jim E. Hamilton Correctional Center	\$3,840,038
John Lilley Correctional Center	\$5,188,845
Joseph Harp Correctional Center	\$9,301,462
Lexington Assessment and Reception Center	\$5,349,000
Mabel Bassett Correctional Center	\$4,300,350
Jackie Brannon Correctional Center	\$17,214,636

Facility	Amount
Mack Alford Correctional Center	\$7,940,250
Northeast Oklahoma Correctional Center	\$2,018,925
Oklahoma State Penitentiary	\$14,074,350
William S. Key Correctional Center	\$8,039,900
Oklahoma State Reformatory	\$1,819,460
Clara Waters Community Corrections Center	\$76,527
Enid Community Corrections Center	\$131,750
Kate Barnard Correctional Center	\$603,500
Lawton Community Corrections Center	\$36,600
Oklahoma City Community Corrections Center	\$65,000
Union City Community Corrections Center	\$525,288

**TOTAL=\$107,262,871**





**Toothbrush**

**Holes in this water tank are being plugged with a broomstick and a toothbrush. Without them the facility would not have water.**



**Broomstick**

Mack Alford  
Correctional  
Center (MACC)

**Inmate  
Bathroom**

Mack Alford  
Correctional  
Center  
(MACC)






Damaged  
Roof Due  
to Leak

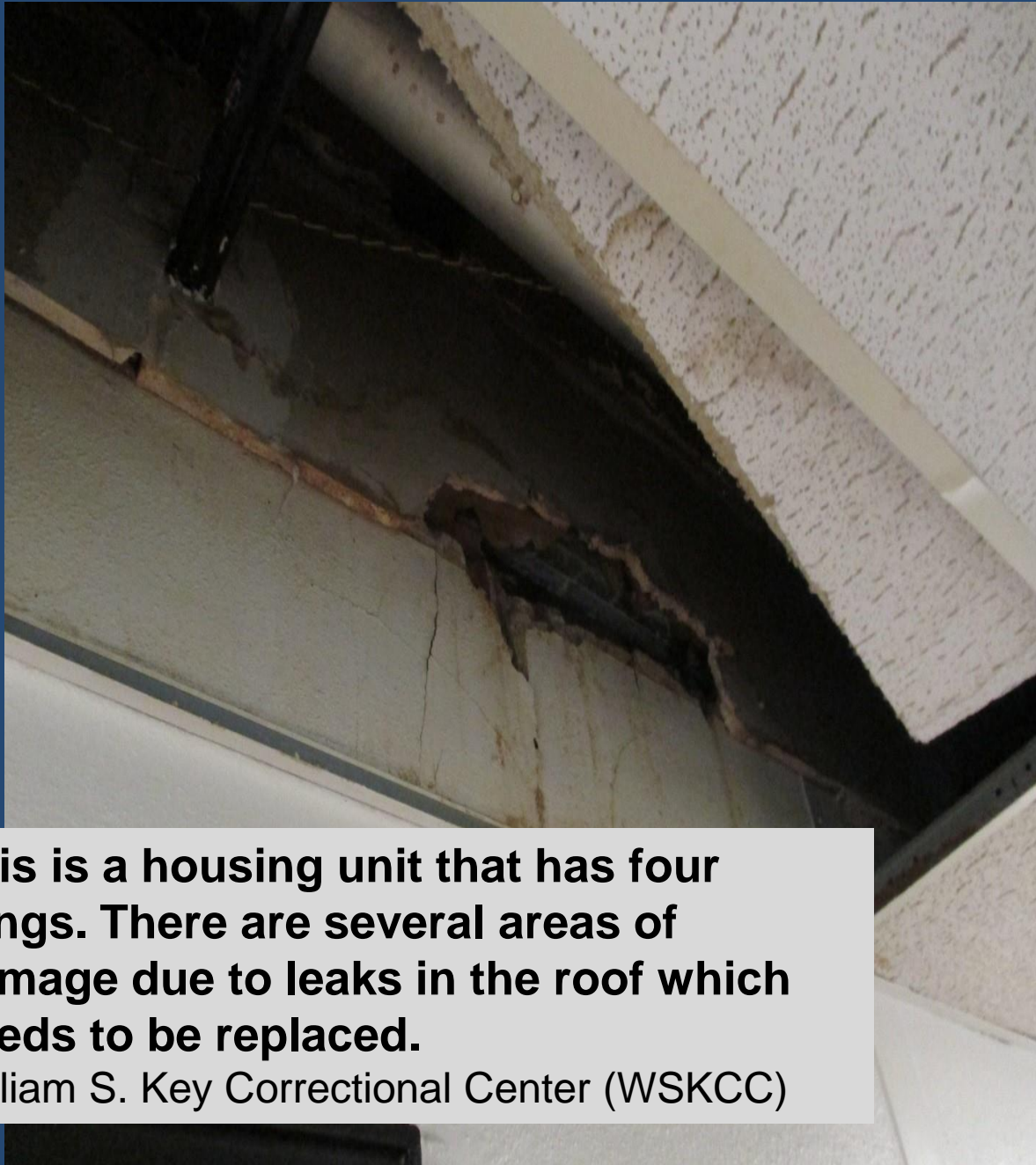


William S.  
Key  
Correctional  
Center  
(WSKCC)




Health  
and  
Safety  
Issue

Mabel  
Bassett  
Correctional  
Center  
(MBCC)



**This is a housing unit that has four wings. There are several areas of damage due to leaks in the roof which needs to be replaced.**

William S. Key Correctional Center (WSKCC)



**Inmate bed**



Pooling  
Water on  
Roof

Jackie  
Brannon  
Correctional  
Center  
(JBCC)

Control  
Room  
Floor



Oklahoma  
State  
Penitentiary  
(OSP)

**Kitchen  
Floor**



Oklahoma  
State  
Penitentiary  
(OSP)

Cell  
Lock in  
Max  
Unit



Oklahoma  
State  
Penitentiary  
(OSP)



Photo Courtesy of Utah Department of Corrections





# Program Positions and Operating Expenses

---

Additional staffing and resources are needed to provide inmates with training needed to make them more successful upon release.

Request  
**\$3,021,616**

**90%** of the inmate population will return to Oklahoma communities.



# Expand Inmate Programs

	Inmates With Assessed Needs Who Released in FY 2017	Inmates Who Had Need Met	Percent with Need Met
Education	4,314	2,676	62%
Substance abuse treatment	4,372	1,221	28%
Cognitive behavioral programming	8,002	2,151	27%
Career Technology	1,045	826	79%
Re-entry programming	10,944	2,482	23%



# Information Technology Needs

---

Request  
**\$6,670,432**

Additional funding is needed to improve the agency's operational performance.



# Expand Staff Training

Includes 4 FTEs/Expansion of the Correctional Leadership Development Program/Wilson Training Academy/Tuition Assistance Program

Request  
**\$1,500,000**

Increased training is needed for leadership development, expansion of training facilities, curriculums, and support staff employee development.



# Increase Probation and Parole Services

Positions (34 additional FTEs) and Operating Expenses

Request  
**\$2,027,130**

Current probation and  
parole officers average

**100**

cases per officer.



# Inmate Health Care

---

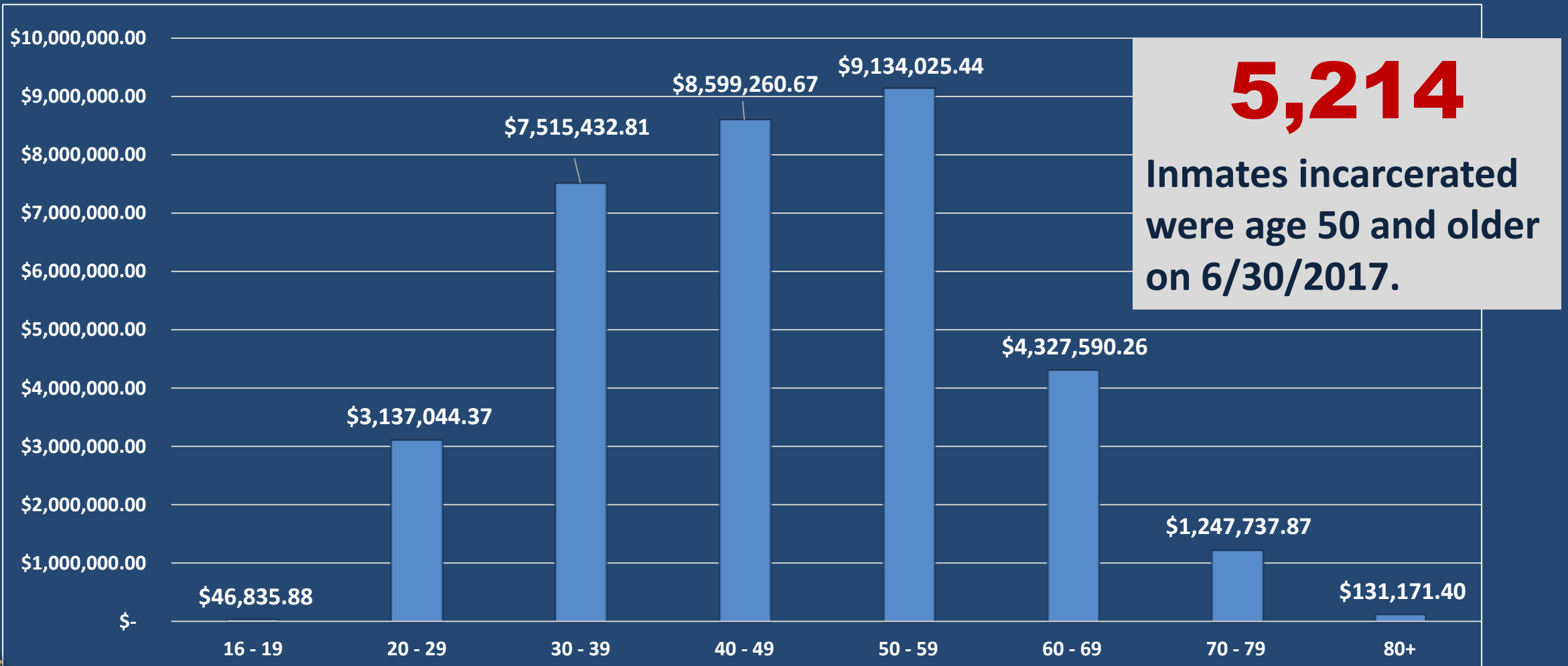
Operating, Staffing and Treatment

Request  
**\$88,496,783**

Additional funding is necessary to maintain standards of healthcare while contending with rising medical costs, care of the aging population, and increasing medical and mental health treatment needs.



# Medical Cost Per Age Group



\*FY17 costs through 10/21/17; Outside providers, patient specific pharmaceuticals, laboratory services and Lindsay Hospital only



# Replace Aging Vehicles

---

Request  
**\$5,000,000**





# Expand Community Sentencing

---

Request  
**\$995,924**

Expanding Community Sentencing  
will increase cost-effective  
alternatives to incarceration across  
the state.



# Build Two New Prisons

---

One male and one female

Request  
**\$813,294,552**

In order to manage the projected growth for the prison system, two new medium security facilities will need to be built.



# Additional Needs

---

Inmate Food and Clothing | Classification | Consolidated Records Unit | Medical Security Unit |  
Audit and Compliance

Request  
**\$5,147,791**



# **Highlights**

---

**FY17 Accomplishments**

**Savings and Efficiencies**



# Goals

---

**Focus on the overcrowding at our facilities, and offer more programs**

**Improve the conditions of our prisons and better coordinate maintenance**

**Improve the hiring process, purchasing process and get a better handle on our inventory**



# Goals


---

**Secure grants for mental health and reentry efforts**

**Expand telemedicine and increase staffing levels in Health Services**

**Move away from paper records**



A black and white photograph of a prison cell. In the foreground, there is a wooden bench with a rough, splintered edge. To the left, a vertical wooden post is visible. In the background, a window with vertical bars is out of focus. The lighting is dramatic, with strong highlights and deep shadows.

***“We cannot cling to the false notion that incarceration is the only or best way to deal with crime. We must deal in facts instead of fear and find a better way forward for everyone.”***

– Clay Bennett, Chairman of the  
Greater Oklahoma City Chamber  
Task Force on Criminal Justice.