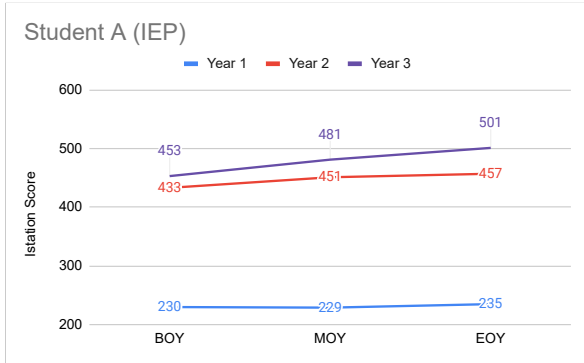


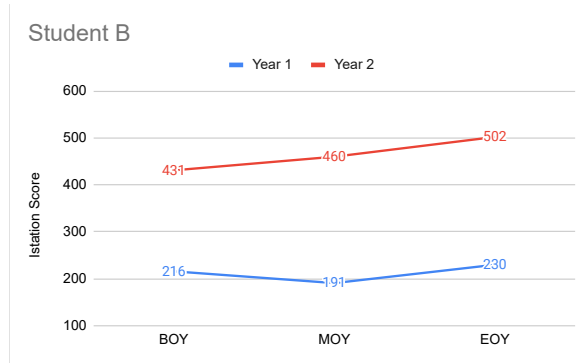
### Student A (IEP)

	Year 1	Year 2	Year 3
BOY	230	433	453
MOY	229	451	481
EOY	235	457	501



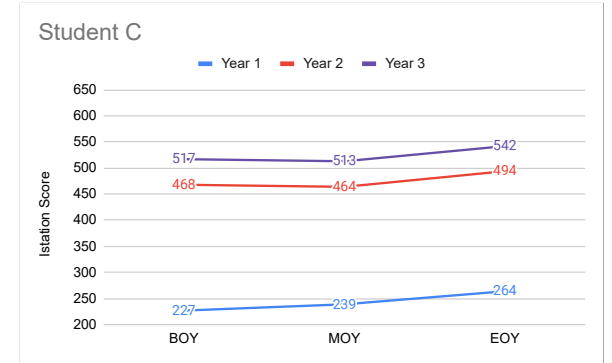
### Student B

	Year 1	Year 2
BOY	216	431
MOY	191	460
EOY	230	502



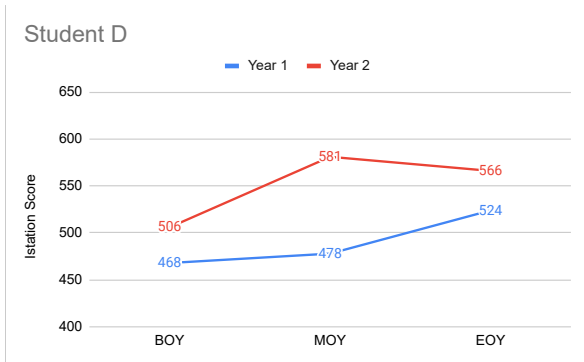
### Student C

	Year 1	Year 2	Year 3
BOY	227	468	517
MOY	239	464	513
EOY	264	494	542



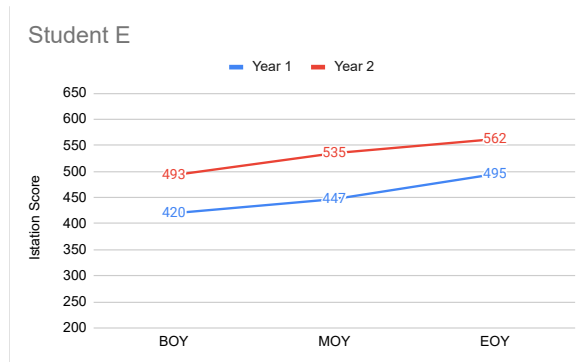
### Student D

	Year 1	Year 2
BOY	468	506
MOY	478	581
EOY	524	566



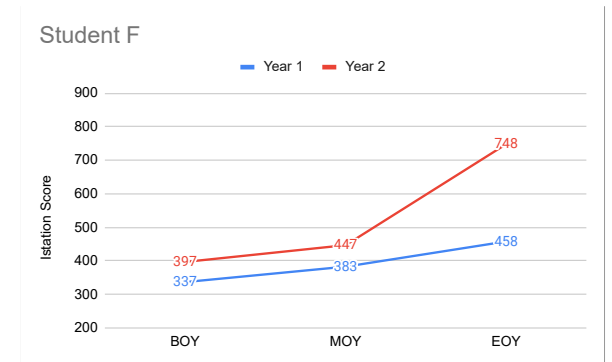
### Student E

	Year 1	Year 2
BOY	420	493
MOY	447	535
EOY	495	562

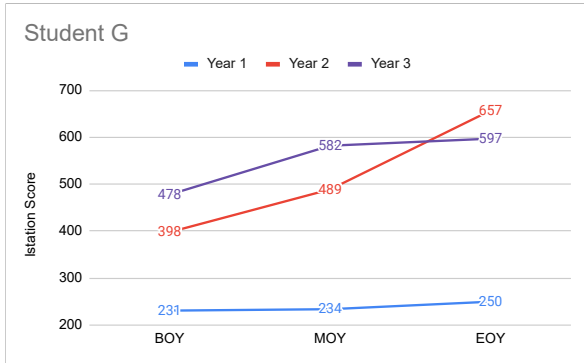


### Student F

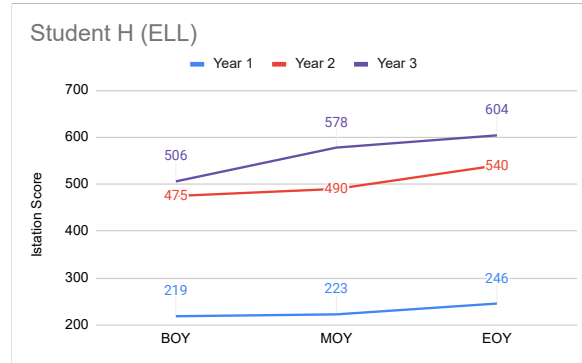
	Year 1	Year 2
BOY	337	397
MOY	383	447
EOY	458	748



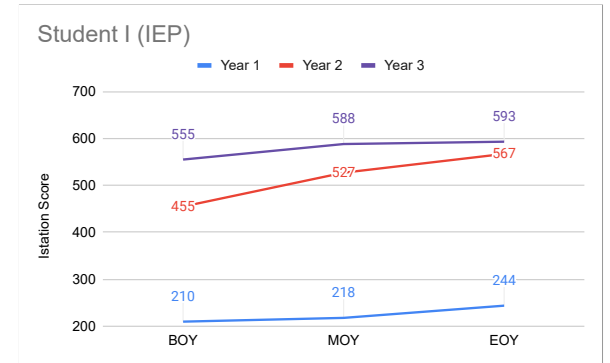
		Student G		
		Year 1	Year 2	Year 3
laura	BOY	231	398	478
	MOY	234	489	582
	EOY	250	657	597



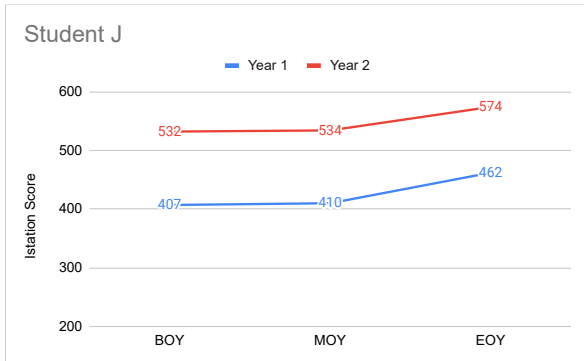
		Student H (ELL)		
		Year 1	Year 2	Year 3
	BOY	219	475	506
	MOY	223	490	578
	EOY	246	540	604



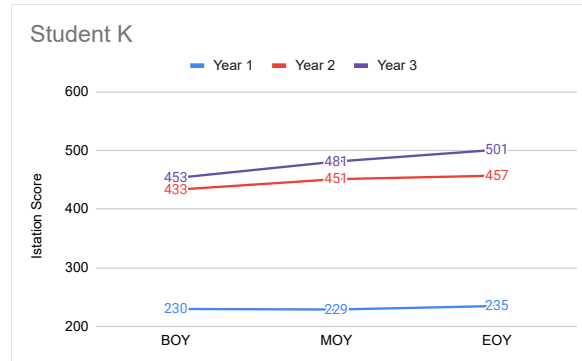
		Student I (IEP)		
		Year 1	Year 2	Year 3
	BOY	210	455	555
	MOY	218	527	588
	EOY	244	567	593



		Student J	
		Year 1	Year 2
	BOY	407	532
	MOY	410	534
	EOY	462	574



		Student K		
		Year 1	Year 2	Year 3
	BOY	231	474	580
	MOY	240	484	583
	EOY	242	524	627



		Student L (IEP)		
		Year 1	Year 2	Year 3
	BOY	206	464	472
	MOY	234	468	487
	EOY	227	480	529

