

# Ensuring the Quality Jobs program lives up to its name

Emma Morris

Fiscal Policy & Health Care Analyst

[emorris@okpolicy.org](mailto:emorris@okpolicy.org)



**OKPOLICY.ORG**


Oklahoma Policy Institute

# What makes a quality job?



**In Osage County, a single (working) parent with two children needs:**

**Child care**




**\$13,742**




# In Osage County, a single (working) parent with two children needs:

**Child care**



**\$13,742**

**Transportation**



**\$12,045**



# In Osage County, a single (working) parent with two children needs:

**Child care**




**\$13,742**

**Transportation**



**\$12,045**

**Housing**




**\$11,395**




# In Osage County, a single (working) parent with two children needs:

**Child care**




**\$13,742**

**Transportation**




**\$12,045**

**Housing**



**\$11,395**

**Medical**



**\$10,138**



# In Osage County, a single (working) parent with two children needs:

Child care	→	\$13,742
Transportation	→	\$12,045
Housing	→	\$11,395
Medical	→	\$10,138
Food	→	\$8,707



# In Osage County, a single (working) parent with two children needs:

Child care	→	\$13,742
Transportation	→	\$12,045
Housing	→	\$11,395
Medical	→	\$10,138
Food	→	\$8,707
Civic	→	\$6,821





# In Osage County, a single (working) parent with two children needs:

Child care	→	\$13,742
Transportation	→	\$12,045
Housing	→	\$11,395
Medical	→	\$10,138
Food	→	\$8,707
Civic	→	\$6,821
Other	→	\$8,755



A family of three in Osage County needs to make **\$85,737 annually** to live comfortably without relying on public assistance.



## Families in Oklahoma County spend more on child care.

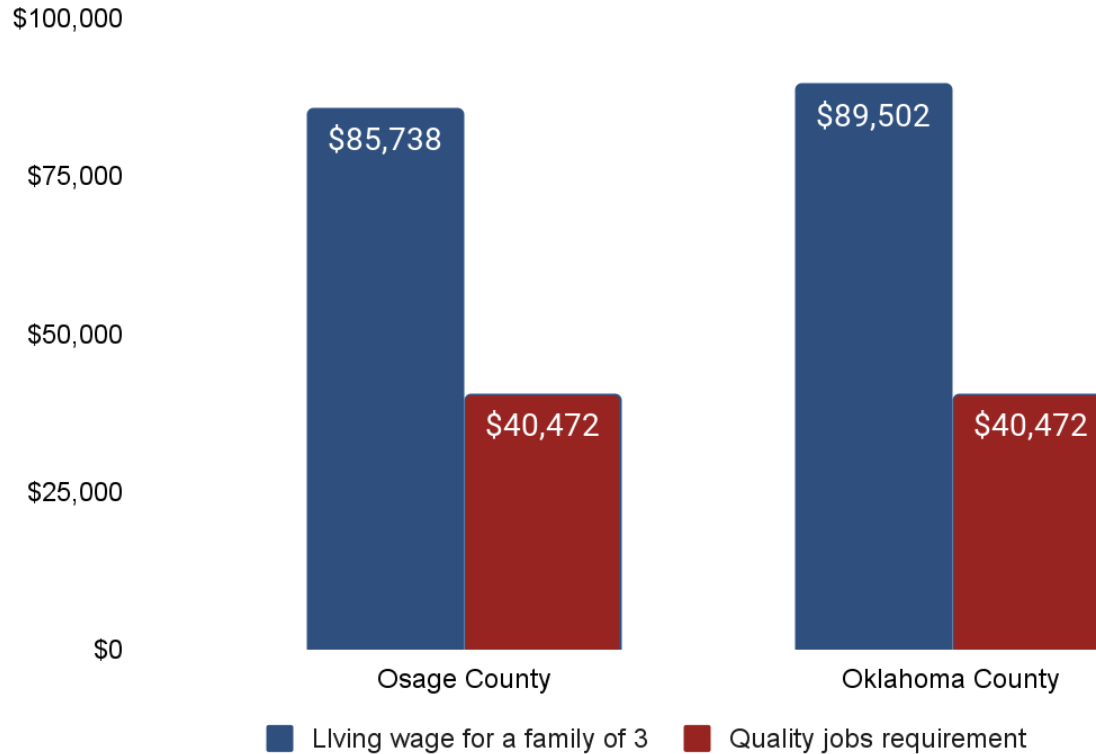
	<b>Osage County</b>	<b>Oklahoma County</b>
Child care	\$13,742	\$16,731
<b>Total Living Wage</b>	\$85,737	\$89,502



**Quality Jobs  
requirements do not  
always meet modern  
economic needs.**



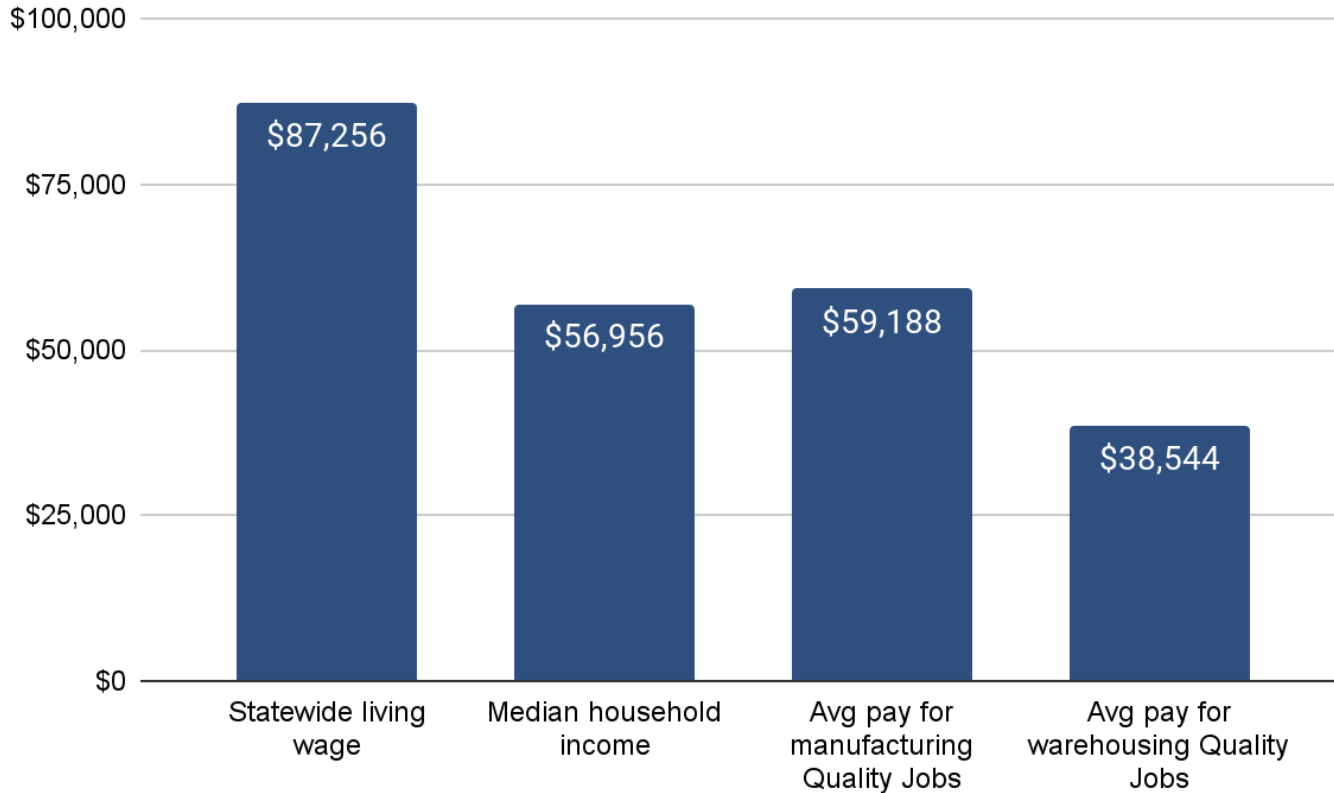
# Quality Jobs wage requirements are significantly lower than the living wage.



Source: Oklahoma Department of Commerce, MIT living wage calculator.



# Specific industries have even lower average wages.



Source: MIT living wage calculator, US Census Bureau, OK Policy calculations of data from the IEC



## **Changes to the incentive requirements would strengthen employment opportunities in Oklahoma.**

- Increase wage requirements to ensure all Quality Jobs recipients pay at least the statewide average wage



## **Changes to the incentive requirements would strengthen employment opportunities in Oklahoma.**

- Increase wage requirements to ensure all Quality Jobs recipients pay at least the statewide average wage
- Substantially increase wage requirements to more closely align with the state's living wage





## **Changes to the incentive requirements would strengthen employment opportunities in Oklahoma.**

- Increase wage requirements to ensure all Quality Jobs recipients pay at least the statewide average wage
- Substantially increase wage requirements to more closely align with the state's living wage
- Prioritize other aspects of employment, as well:
  - High-quality, affordable health care
  - Retirement insurance, paid family leave, etc



# Questions?

Emma Morris  
emorris@okpolicy.org



**OKPOLICY.ORG**

Oklahoma Policy Institute