

# ➤ Childhood Suicide in Oklahoma

Brandi Woods-Littlejohn

Injury Prevention Service



OKLAHOMA  
State Department  
of Health



# ➤ National Violent Death Reporting System

## ➔ Oklahoma Violent Death Reporting System

- CDC Cooperative Agreement since 2003 – Oklahoma began in 2004.
- 50 States, Washington, D.C., and Puerto Rico
  - 32 states/territories added since 2014
- Data Sources
  - Required
    - Medical Examiner Reports
    - Death Certificates
    - Law Enforcement Reports
  - Optional
    - Supplementary homicide reports, newspapers, hospital, crime lab reports, EMS reports

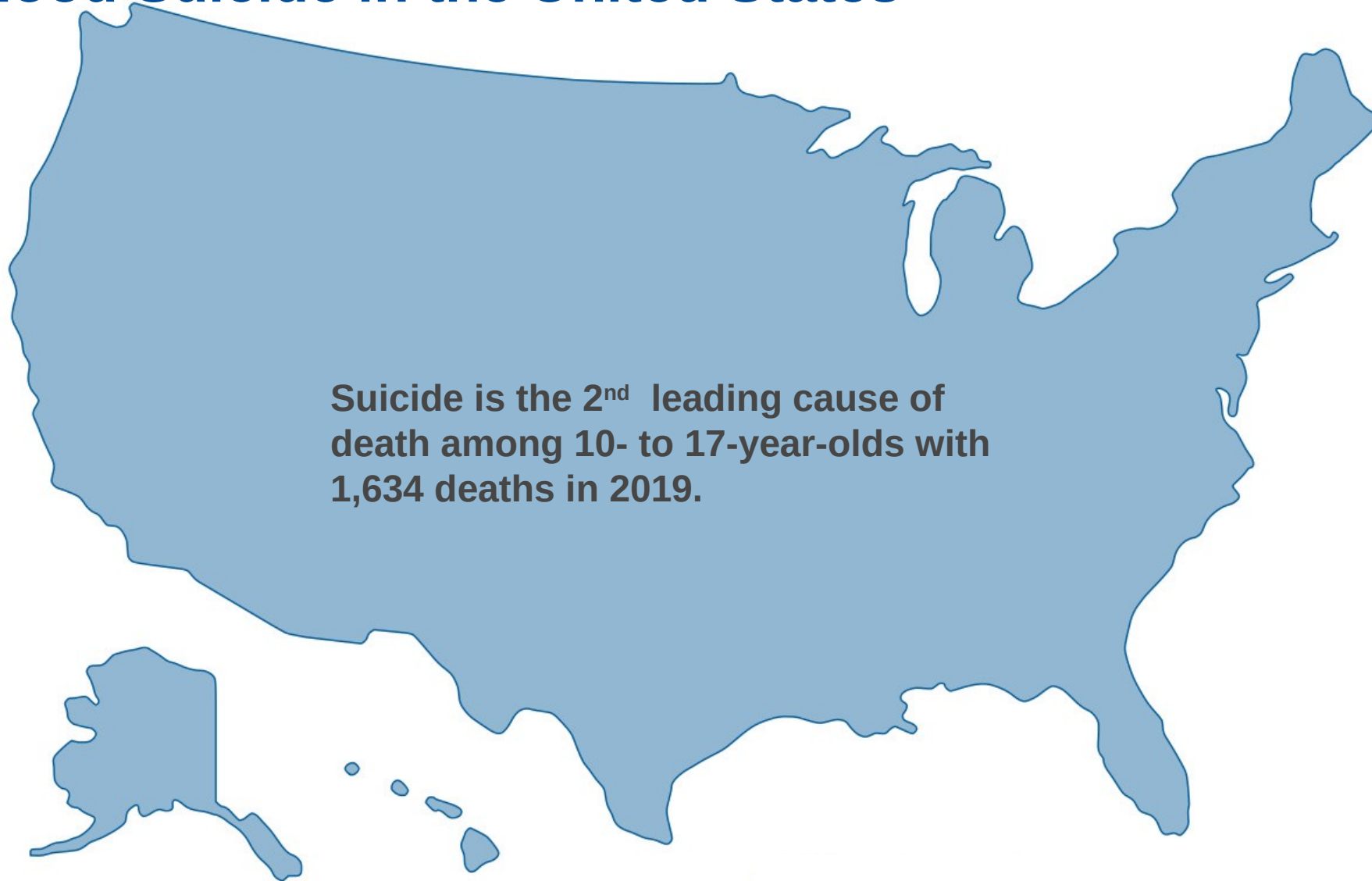


## ➤ Cases Included in NVDRS

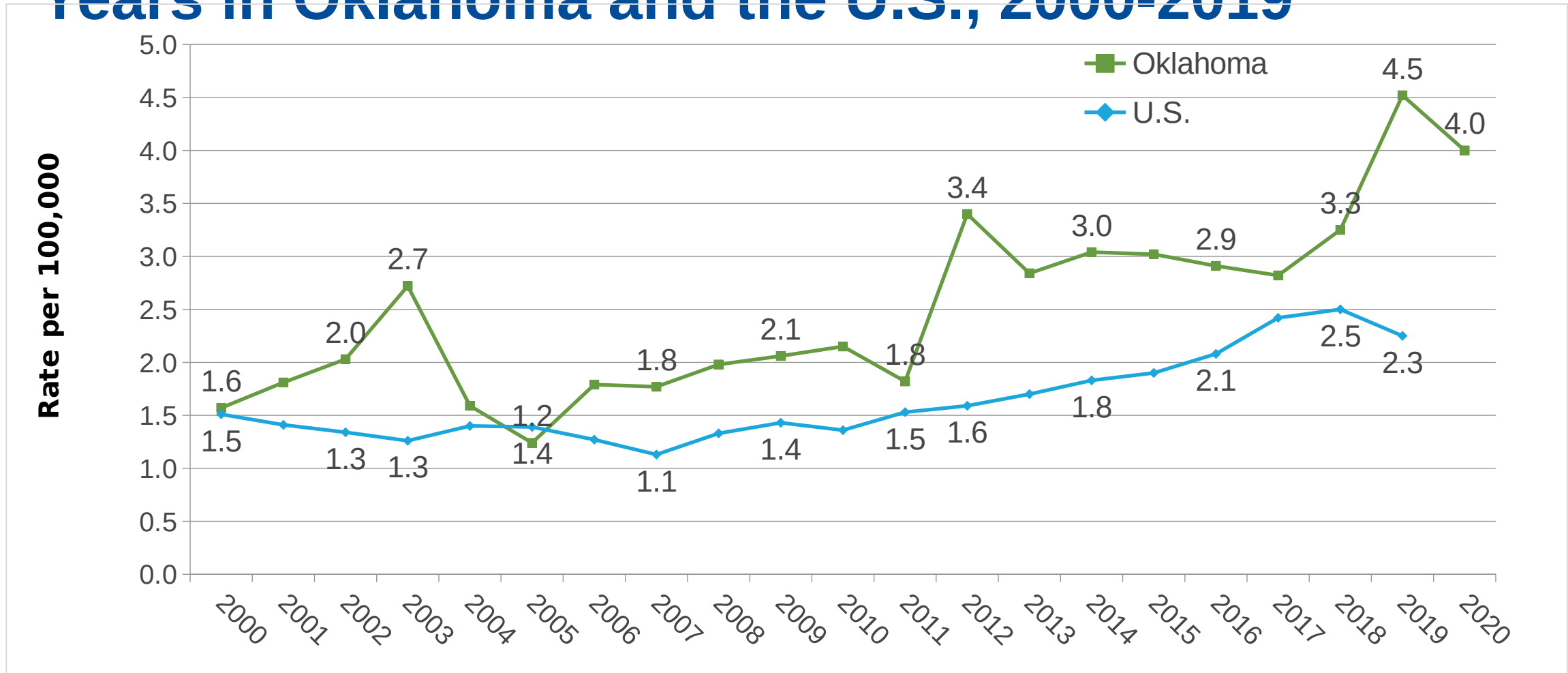
- Homicides
- Suicides
- Undetermined Manner - Violent
- Unintentional Firearm Injury
- Legal Intervention
- Terrorism



## ➤ Childhood Suicide in the United States



# ➤ Suicide Death Rates among Children Aged 0 – 17 Years in Oklahoma and the U.S., 2000-2019



Centers for Disease Control and Prevention, National Center for Injury Prevention and Control. Web-based Injury Statistics Query and Reporting System (WISQARS) [online]. (2005) [cited 2021 Sept 7]. Available from URL: [www.cdc.gov/injury/wisqars](http://www.cdc.gov/injury/wisqars)



# ➤ Top 10 Leading Causes of Death by Age, Oklahoma, 2019

Rank	Age Groups										All Ages
	<1	1-4	5-9	10-17	18-24	25-34	35-44	45-54	55-64	65+	
1	Congenital Anomalies 68	Unintentional Injury 21	Unintentional Injury 15	Suicide 43	Unintentional Injury 132	Unintentional Injury 253	Unintentional Injury 277	Heart Disease 611	Malignant Neoplasms 1,702	Heart Disease 8,442	Heart Disease 10,960
2	Short Gestation 55	Congenital Anomalies ---	Malignant Neoplasms ---	Unintentional Injury 40	Suicide 90	Suicide 141	Heart Disease 218	Malignant Neoplasms 525	Heart Disease 1,608	Malignant Neoplasms 5,840	Malignant Neoplasms 8,309
3	Unintentional Injury 36	Homicide ---	Homicide ---	Homicide 10	Homicide 55	Homicide 88	Malignant Neoplasms 167	Unintentional Injury 307	Chronic Low. Respiratory Disease 402	Chronic Low. Respiratory Disease 2,493	Chronic Low. Respiratory Disease 3,003
4	SIDS 33	Malignant Neoplasms ---	Congenital Anomalies ---	Malignant Neoplasms ---	Diabetes Mellitus 10	Heart Disease 65	Suicide 144	Liver Disease 142	Unintentional Injury 369	Alzheimer's Disease 1,738	Unintentional Injury 2,439
5	Maternal Pregnancy Comp. 25	Cerebrovascular ---	Anemias ---	Congenital Anomalies ---	Congenital Anomalies ---	Malignant Neoplasms 46	Liver Disease 60	Suicide 124	Liver Disease 257	Cerebrovascular 1,490	Cerebrovascular 1,803
6	Placenta Cord Membranes 21	Perinatal Period ---	Chronic Low. Respiratory Disease ---	Heart Disease ---	Malignant Neoplasms ---	Diabetes Mellitus 20	Homicide 57	Diabetes Mellitus 104	Diabetes Mellitus 227	Unintentional Injury 989	Alzheimer's Disease 1,775
7	Bacterial Sepsis 10	FiveTied---	Heart Disease ---	Cerebrovascular ---	Heart Disease ---	Liver Disease 16	Diabetes Mellitus 52	Cerebrovascular 83	Cerebrovascular 190	Diabetes Mellitus 893	Diabetes Mellitus 1,306
8	Homicide ---	FiveTied---	Influenza & Pneumonia ---	Influenza & Pneumonia ---	Chronic Low. Respiratory Disease ---	Influenza & Pneumonia 10	Cerebrovascular 29	Chronic Low. Respiratory Disease 80	Suicide 133	Influenza & Pneumonia 496	Suicide 816
9	Necrotizing Enterocolitis ---	FiveTied---	---	ThreeTied---	Influenza & Pneumonia ---	Complicated Pregnancy ---	Chronic Low. Respiratory Disease 18	Homicide 55	Septicemia 77	Nephritis 425	Liver Disease 705
10	Neonatal Hemorrhage ---	FiveTied---	---	ThreeTied---	Complicated Pregnancy ---	Congenital Anomalies ---	Influenza & Pneumonia 16	Influenza & Pneumonia 35	Influenza & Pneumonia 73	Parkinson's Disease 408	Influenza & Pneumonia 640

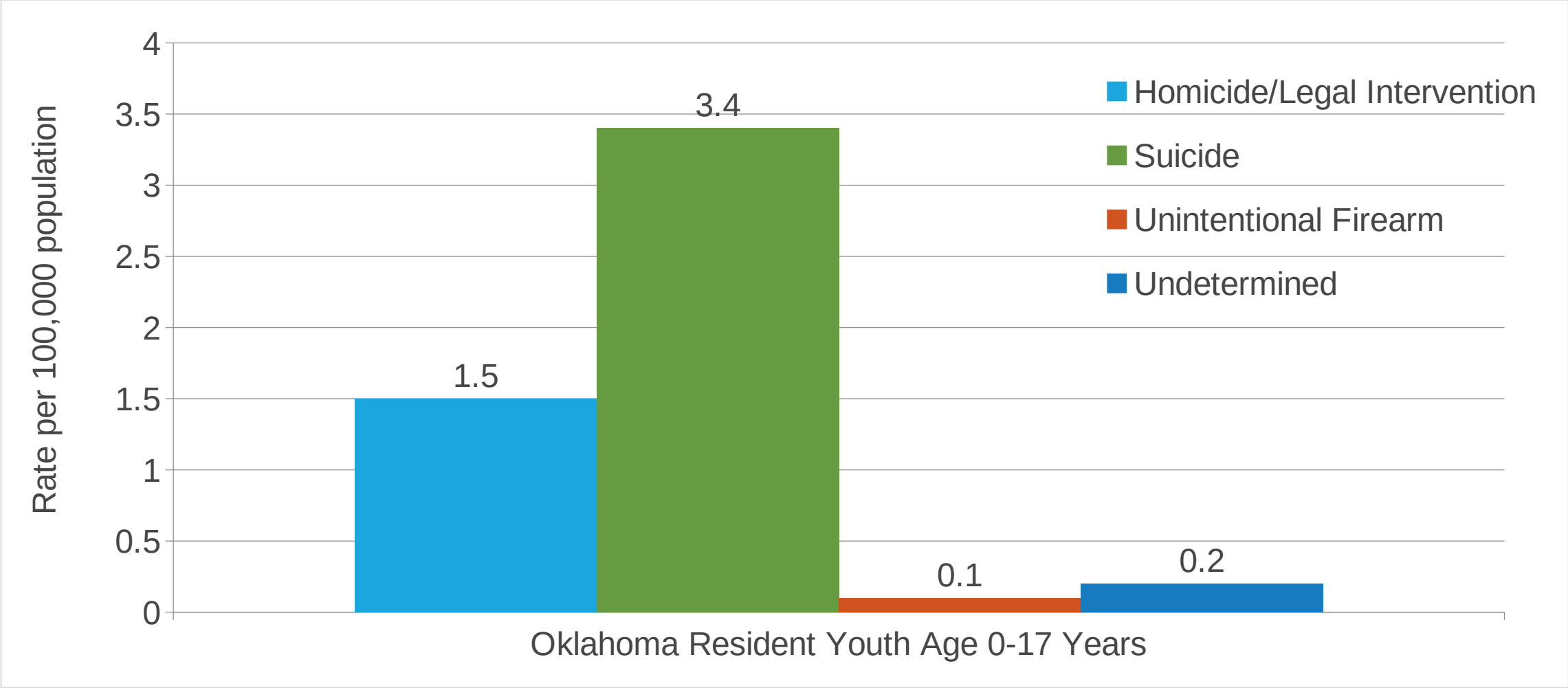


## ➤ Childhood Suicide in Oklahoma

- **Most common type of violent death**
- **Oklahoma Child Residents Aged 0 – 17 Years, 2016-2020**
  - 162 suicide deaths
  - Annual rate = 3.4 per 100,000 Oklahomans
  - Average of 32 deaths per year
  - 73% male, 27% female

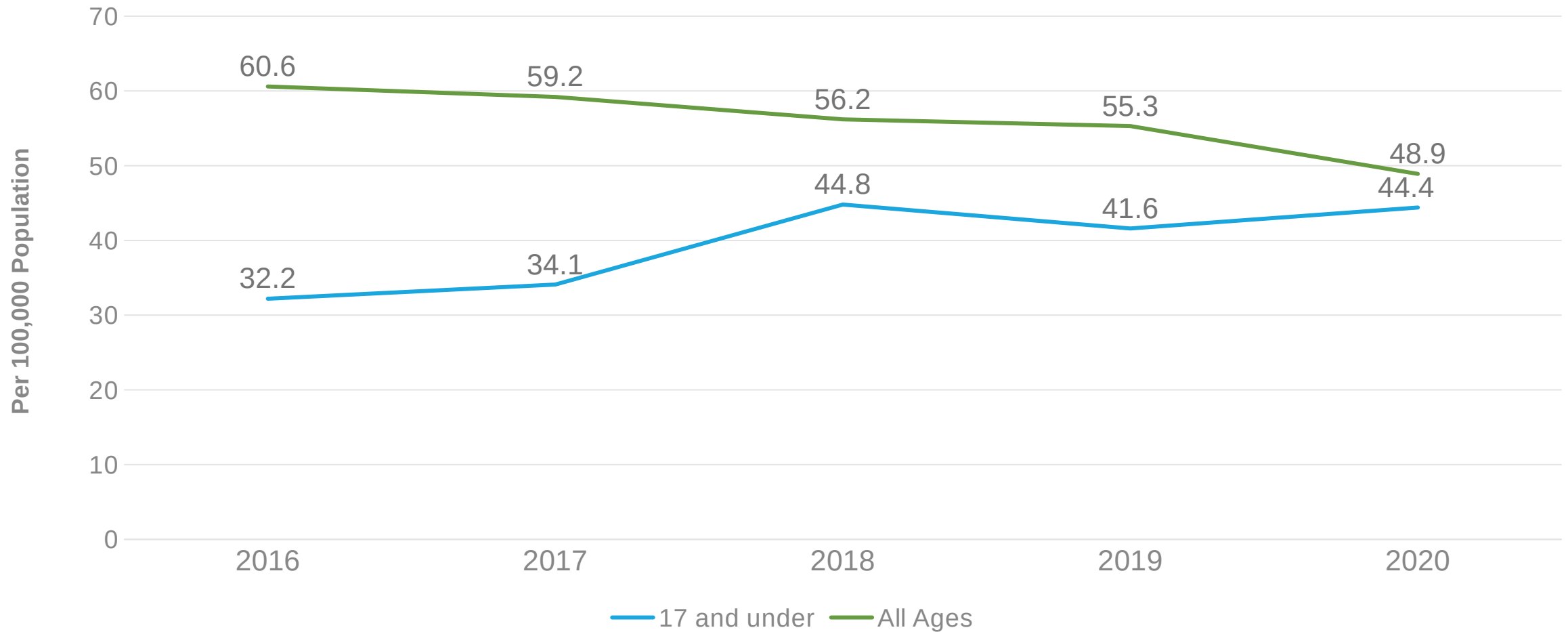


# ► Violent Death Rates among Children Aged 0 – 17 Years, Oklahoma, 2016-2020

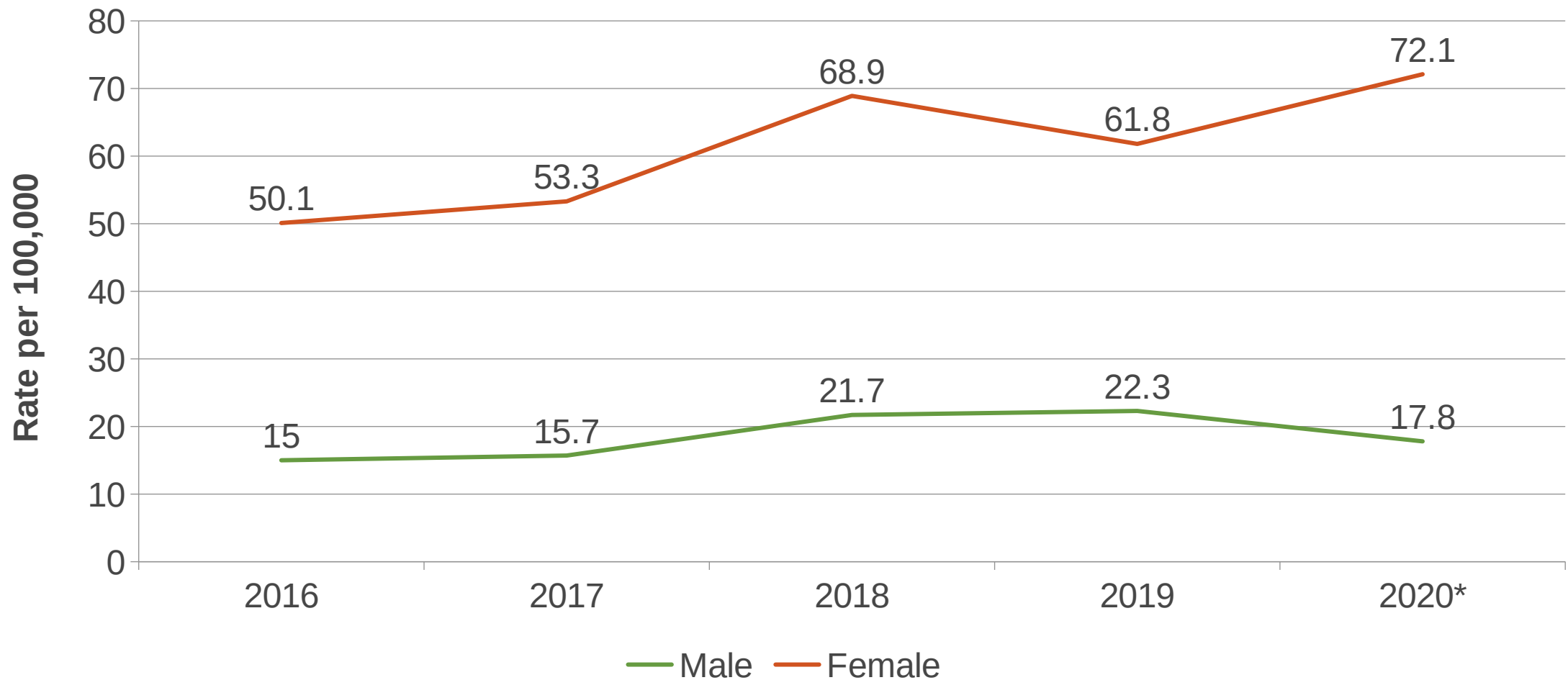




# ► Nonfatal Intentional Self-Harm Inpatient Hospitalizations, Oklahoma, 2016-2020\*



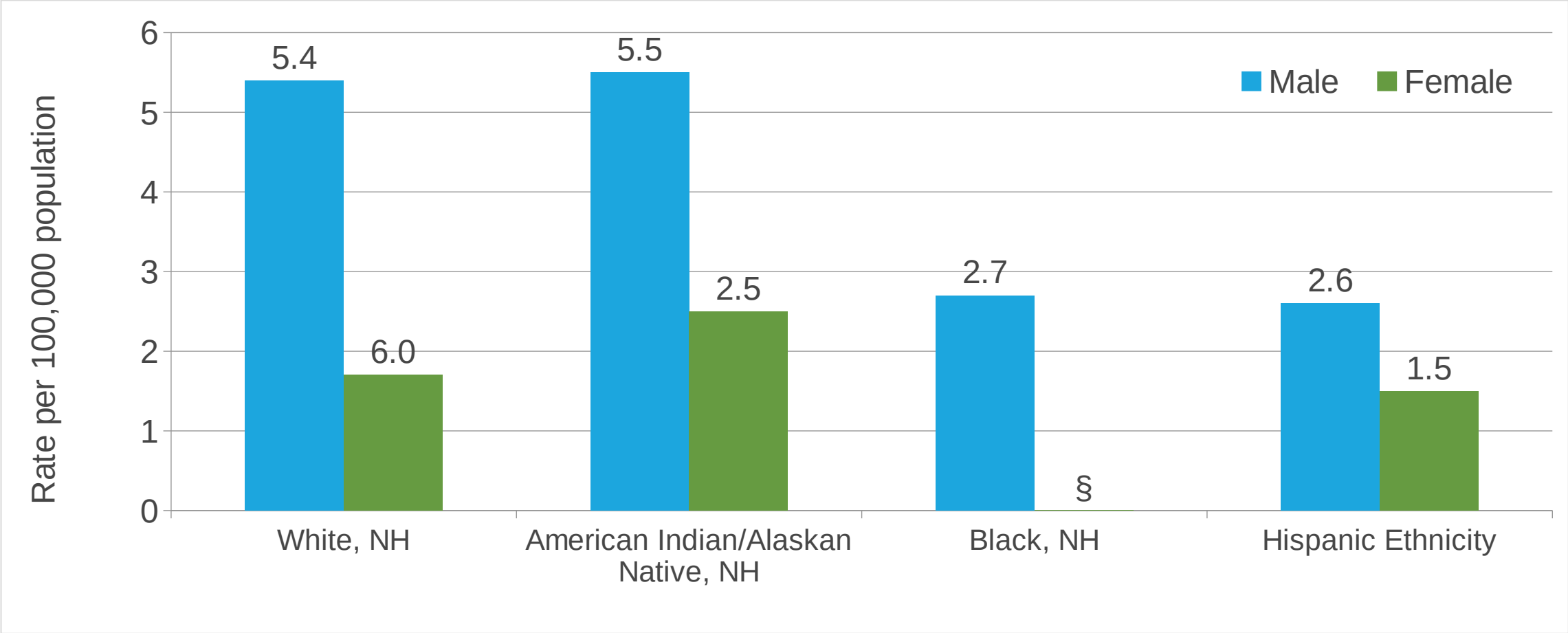
# ► Nonfatal Intentional Self-Harm Inpatient Hospitalizations of Children under 18 Years of Age by Sex, Oklahoma, 2016-2020\*



\*Preliminary 2020 data



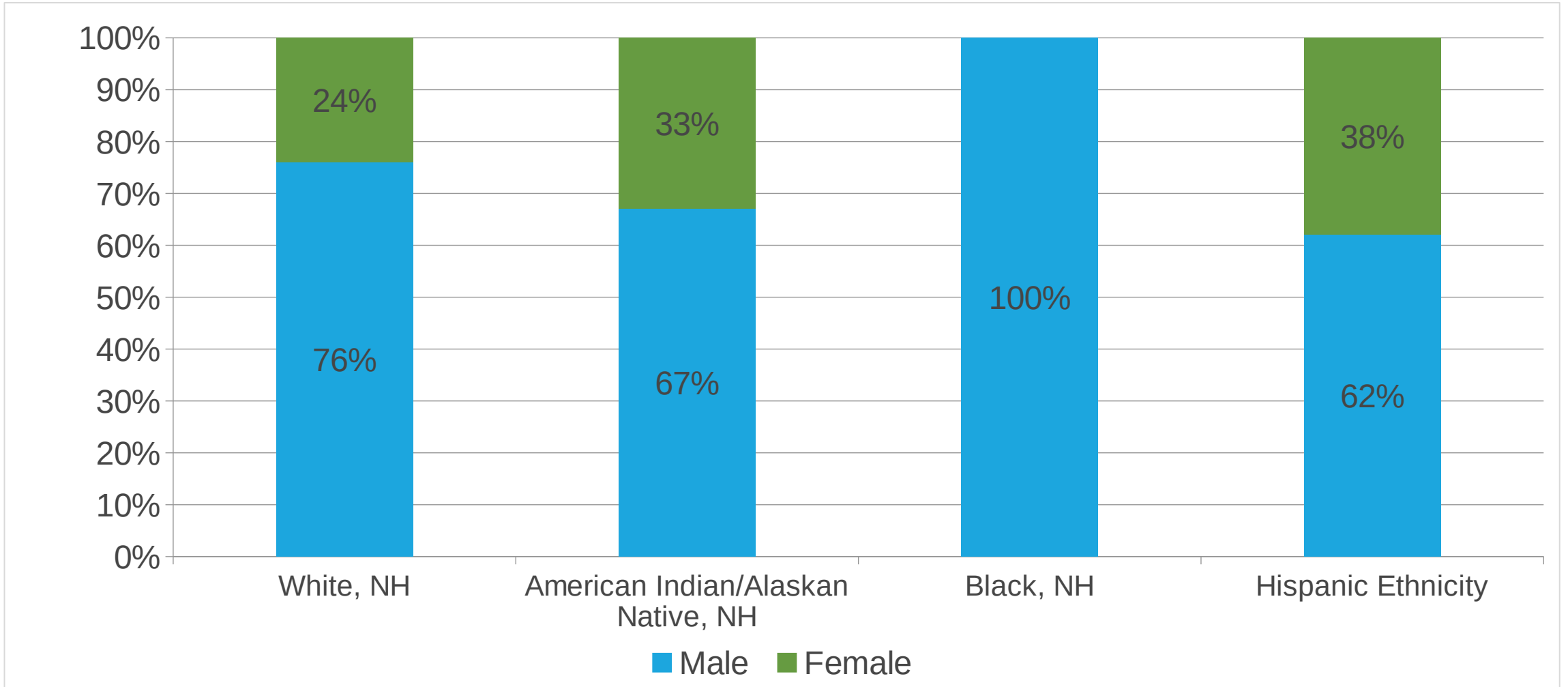
# ➤ Sex, Race and Ethnicity Specific Suicide Rates, Oklahoma Youth Aged 0 – 17 Years, 2015-2019



§ Rate not reported due to low count.



# ► Sex, Race and Ethnicity of Children Aged 0 – 17 Years who Died by Suicide, Oklahoma, 2016-2020



# ➤ Leading Suicide Methods/Mean Among Children Aged 0 – 17 Years, 2016-2020

- **Firearms (54% of suicides)**
  - 77% handguns
  - 15% rifles
  - 8% shotguns
- **Hanging/Strangulation/Suffocation (35%)**
- **Poisoning (6%)**
- **Other Suicide Methods/Mean**
  - Sharp/blunt instruments
  - Motor vehicle/transportation
  - Drowning
  - Fall/jump



# ➤ Circumstances

- **Mental Health, Substance Abuse, and other Addictions**

- Current depressed mood
- Current diagnosed mental health problem
- Mental illness diagnosis
- Current mental health treatment
- Ever treated for mental health or substance abuse
- Alcohol problem
- Other substance abuse problem
- Other addiction

- **Relationship & Life Stressor**

- Intimate partner problem
- Family relationship problem
- Other relationship problem
- Abuse or neglect led to death
- History of abuse or neglect as a child
- Previous perpetrator of violence in the past month
- Previous victim of violence in the past month
- Physical fight (2people)
- Argument
  - Timing of argument



# ➤ Circumstances

- **Crime & Criminal Activity**

- Precipitated by another crime
- First crime in progress
- Terrorist attack

- **Suicide Specific Circumstances**

- History of suicide attempts
- Recently disclosed suicidal thoughts/plan to suicide
  - To whom
- Left a suicide note
- History of expressed suicidal thoughts or plans

- **Crisis in past 2 weeks or upcoming 2**

- **Life Stressors**

- Contributing criminal legal problem
- Civil legal problems
- Physical health problem
- Job problem
- Financial problem
- School problem
- Eviction/loss of home
- Suicide of friend or family
- Non-suicide death of friend or family
- Anniversary of traumatic event
- Disaster exposure



**weeks**

## ➤ **Leading Circumstances Associated with Suicide Among Children Aged 0 – 17 Years, Oklahoma, 2015-2019**

- **40% one or more diagnosed or treated mental health problems**
    - Depression/dysthymia (75%),
    - Bipolar disorder (<9%),
    - Anxiety disorder (25%),
    - PTSD (<9%),
    - Attention Deficit/Hyperactivity Disorder (20%)
    - Other (18%)
  - **34% current depressed mood**
  - **28% school problem**
  - **25% intimate partner problem**
- **17% recent argument**
  - **8% substance abuse problem**
  - **7% recent crisis**
  - **6% death of friend/family**
  - **6% abused as a child**
  - **5% recent suicide of friend/family**
  - **4% Recent criminal legal problem**
  - **<3 % physical health problem**
  - **<3% job problem**
  - **<3% traumatic anniversary**
  - **<3 % alcohol problem**





# ➤ Suicide Circumstances among Children Aged 0 – 17 Years, Oklahoma, 2015-2019

- 33% left suicide note
- 25% previously stated intent to die by suicide or suicidal feelings to another person
- 11% had suicide attempt history
- 27% had a history of suicidal thoughts

## Substance Use

- 8% of persons tested were positive for alcohol
- 20% of persons tested were positive for substances other than alcohol



# ➤ Top Circumstances Related to Suicide Deaths among Children Aged 0 – 17 Years by Sex, Oklahoma, 2015-2019

Rank	Males	Females
1	Current Mental Health Problems 34%	Current Mental Health Problems 58%
2	Current Depressed Mood 33%	Current Depressed Mood 38%
3	School Problem 27%	Intimate Partner Problems 33%
4	Intimate Partner Problems 23%	School Problem 30%



# Questions?

Brandi Woods-Littlejohn  
Oklahoma State Department of Health  
Injury Prevention Service



405.426.8440



BrandiW@health.ok.gov



okvdrs.health.ok.gov