



ODVA Senate Budget Hearing

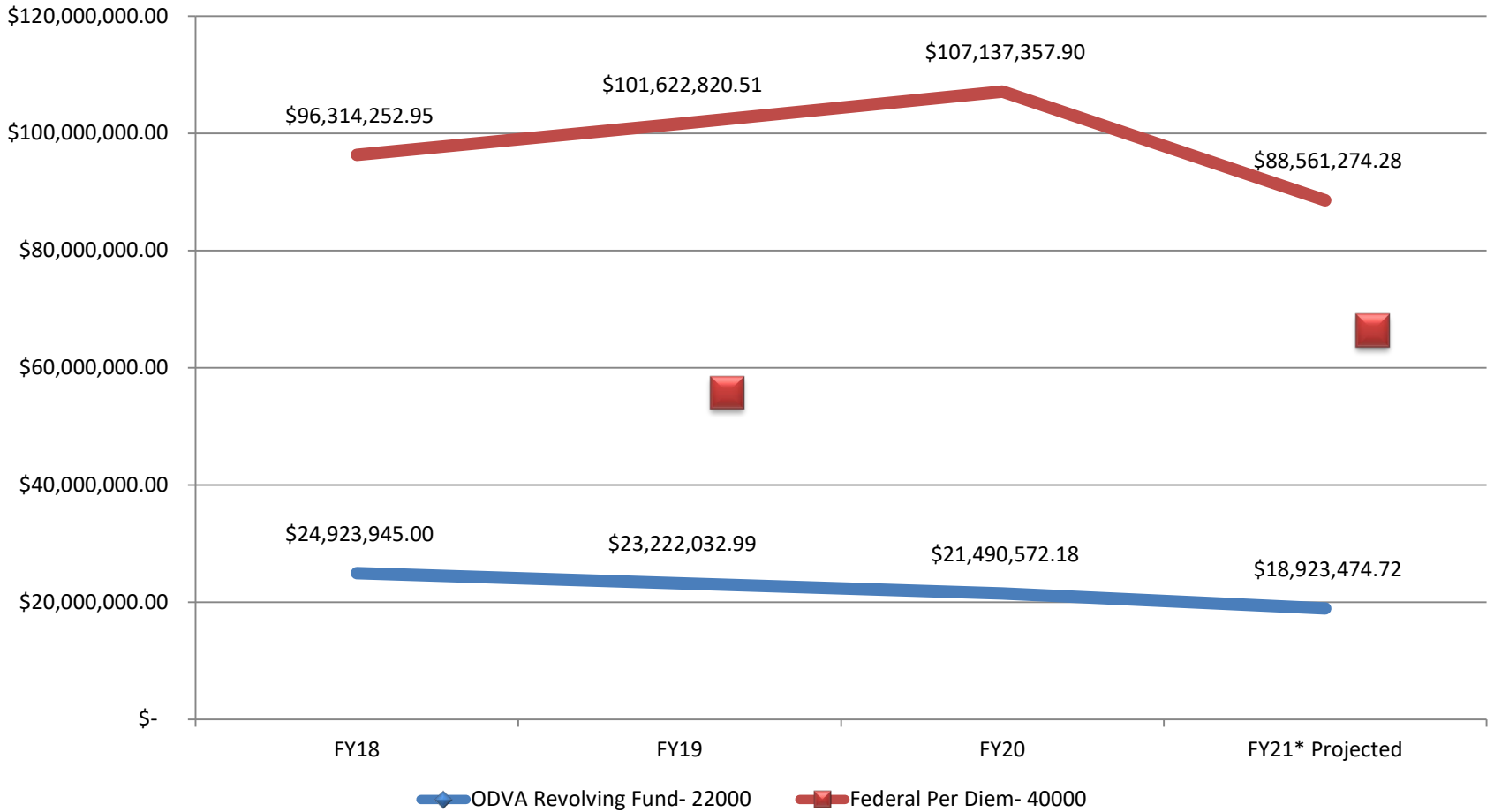
Thursday, January 21, 2021

General Revenue Appropriations FY20-22

Fiscal Year	General Revenue Appropriations	(Reduction)/Increase	% (Reduction)/Increase
FY20*	\$35,316,393		
FY21	\$31,816,393	\$3,500,000	(10%)
FY22 (Request)	\$31,816,393	\$0	0%
* Includes one time capital appropriation of \$2 million.			

Revenue Trend Analysis by FY

Sources of Revenue by FY

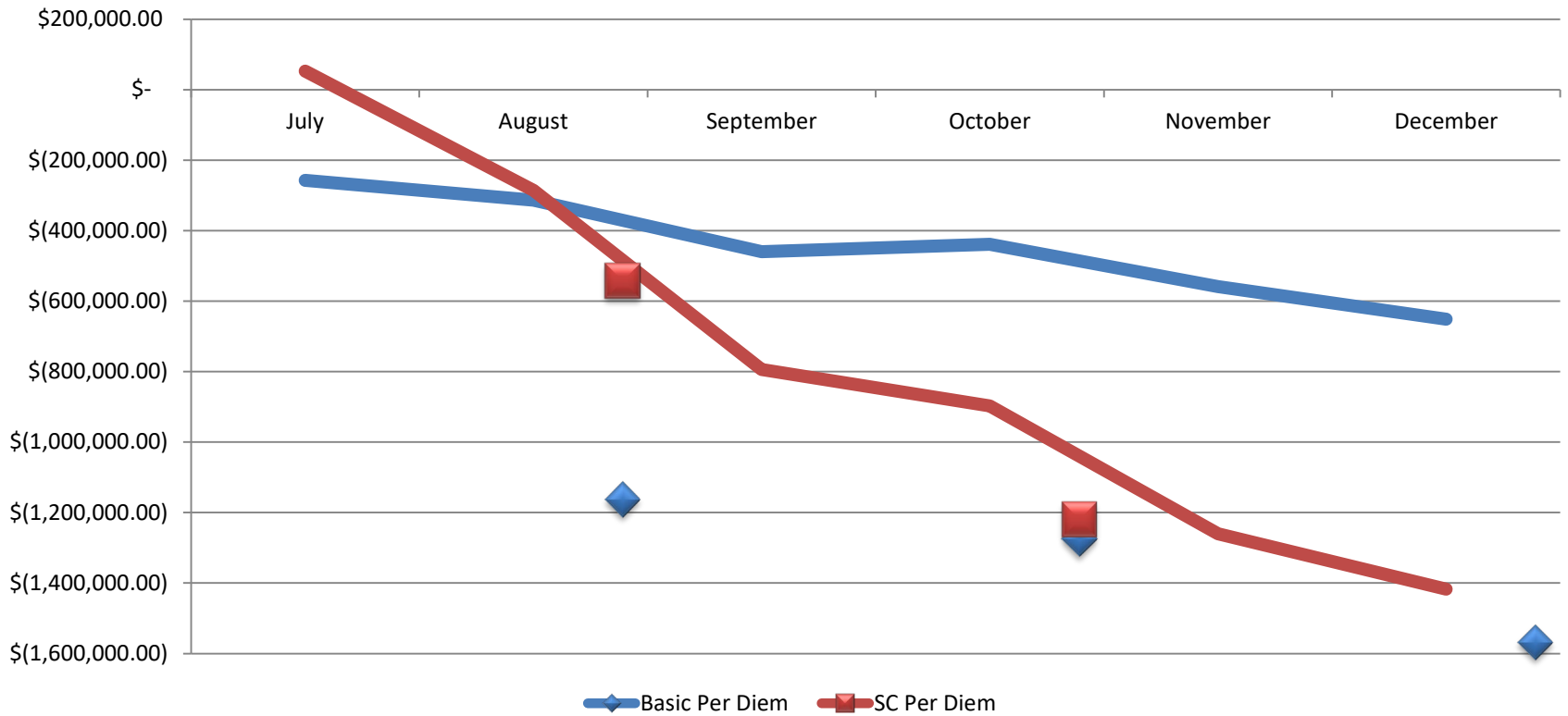


YTD Per Diem Collection Deficit- Qs 1 & 2

FY21 vs FY20

Per Diem Collected Difference- Qs 1 & 2

FY21 vs FY20

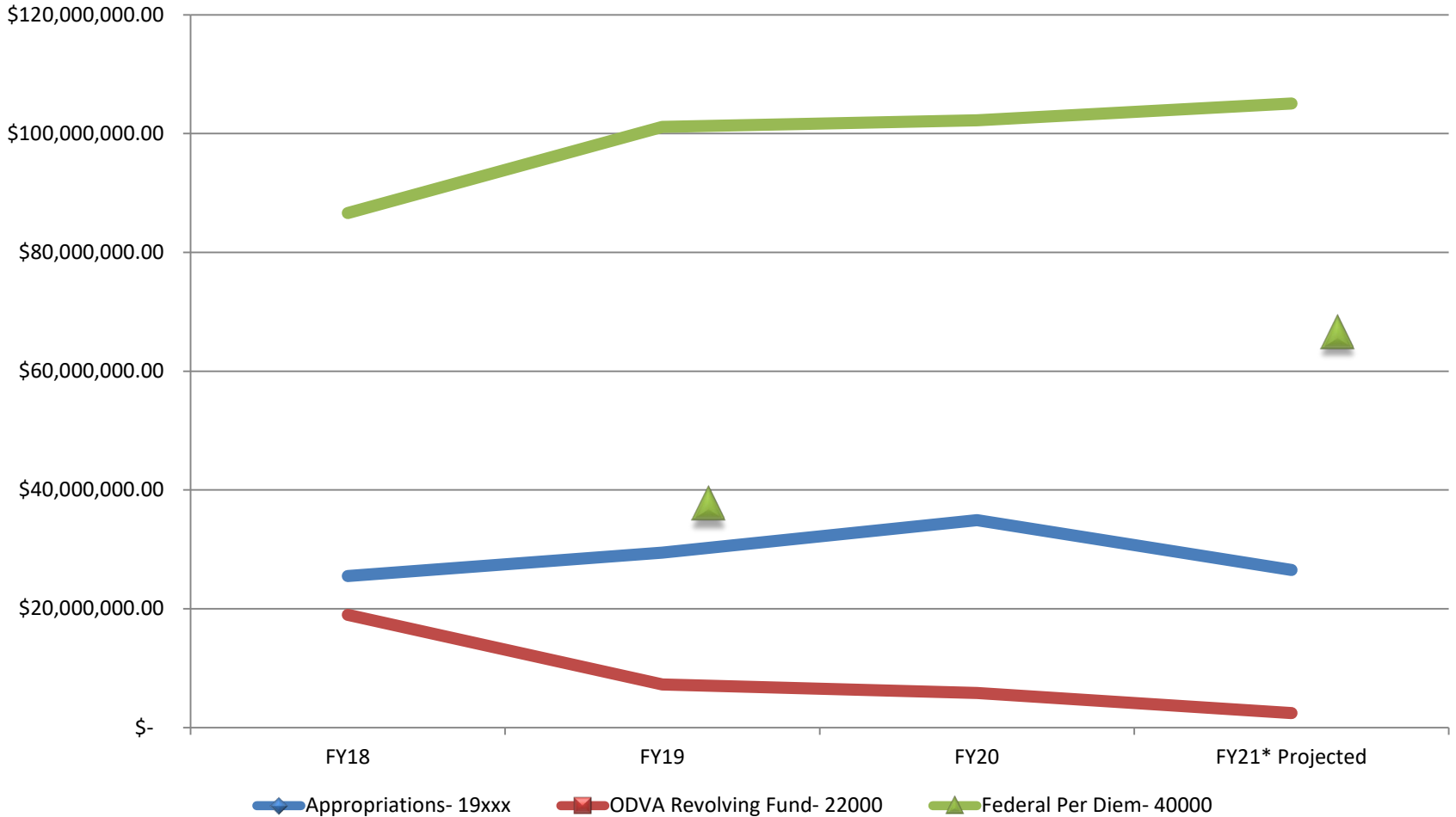


Bed Occupancy Rate (as of December 30, 2020)

Veterans Center	# of Max Beds	Beds Filled	% Filled	# of Max Beds for COVID
Ardmore	175	111	63%	148
Claremore	302	172	57%	220
Clinton	148	89	60%	141
Lawton	200	137	69%	153
Norman	301	173	57%	259
Sulphur	122	97	80%	98
Talihina	175	52	30%	47
	1,423	831		1,066

Expenditure Trend Analysis by FY

Expenditures by Fund by FY



Pending COVID 19 Reimbursements

Month	Payroll	PPE	Financial Aid Assistance
November 2020	\$787,346.71	\$2,627,646.97	\$500.00
December 2020	\$812,719.23	\$2,514,736.86	\$0.00
	\$1,600,065.94	\$5,142,383.83	\$500.00